



Club Health Assessment for District 4 C1 through December 2025

			Status	Membership						Reports				Finance		LCIF
Club Number	Club Name	Charter Date	Times in Status Quo in Past 2 Years	Current Member Count **	YTD Members Added	YTD Members Dropped	YTD Net Growth% ***	Member Count 1 Year Ago	Dropped Members Avg.Length of Service	Months Since Membership Update	Current Officers Reported ****	Current President Repeated Term	VP Reported *****	Last Date Reported Service (mm/yyyy)	Account Balance	YTD Donations
Clubs less than two years old																
171427	Shasta County Cyber	05/24/2024	Active	17	0	1	-5.56%	21	1	3	Y	3	R	04/2025		
Clubs more than two years old																
1941	ALTURAS	10/17/1941	Active	7	0	3	-30.00%	11	3	2	Y	6	N	12/2025		
Exc Award (06/30/2017)																
1942	ANDERSON	04/11/1956	Active	14	0	0	0.00%	15		10	Y		N	05/2025	90+ Days	\$2,937.35
1946	BURNEY	05/09/1946	Active	32	0	0	0.00%	32		11	Y			02/2022		
1949	CHICO BREAKFAST	02/12/1954	Active	17	0	1	-5.56%	25	4	0	Y			09/2025		
1951	COLUSA	05/21/1929	Active	34	0	3	-8.11%	25	6	2	Y	2	N	12/2025		
1953	COTTONWOOD	12/14/1943	Active	22	6	1	29.41%	19	0	4	Y	3		06/2025	90+ Days	
1971	ENTERPRISE	05/15/1970	Active	18	0	1	-5.26%	23	54	2	Y		N	12/2025		
1955	ETNA	04/29/1935	Active	14	0	1	-6.67%	16	37	0	Y		R	12/2025		
Exc Award (06/30/2023)																
82586	ETNA SCOTT VALLEY LIONESS	06/11/2004	Active	9	2	0	28.57%	6		1	Y	2	N	12/2025		
1956	FALL RIVER MILLS	02/17/1948	Cancelled(8*)	0	0	16	-100.00%	15	11	10	N	None		11/2022	90+ Days	
52188	FOREST RANCH	11/25/1991	Active	20	0	3	-13.04%	22	18	1	Y	2	N	10/2025		
64280	FORT JONES	05/14/2001	Active	31	0	1	-3.13%	32	6	3	Y		N	12/2025		
Exc Award (06/30/2021, 06/30/2023)																
1957	GRIDLEY	12/03/1945	Active	29	2	0	7.41%	27		3	Y		N	11/2025		\$500.00
45867	HAMILTON CITY	03/21/1986	Active	27	0	1	-3.57%	27	39	5	Y			07/2020		
38253	HAYFORK	04/10/1980	Active	20	8	0	66.67%	12		2	Y	2	R	09/2025	90+ Days	
30759	LAKEHEAD	05/06/1975	Active(2)	36	0	0	0.00%	41		6	Y	3	R	04/2025		
1959	LINDA	01/08/1954	Active	16	1	4	-15.79%	19	26	2	Y	3	R	12/2025		
1960	LIVE OAK	11/25/1953	Active	12	1	0	9.09%	12		1	Y	3		11/2025		
42634	LOMA RICA FOOTHILL	05/03/1983	Active	95	4	3	1.06%	90	6	2	Y		N	12/2025		\$1,000.00
Exc Award (06/30/2024)																
1962	MERIDIAN	06/28/1939	Active	15	0	0	0.00%	15		42	Y		R	12/2025		
46952	PALO CEDRO	02/24/1987	Active	11	0	0	0.00%	16		6	Y	2	R	06/2025		



Club Health Assessment for District 4 C1 through December 2025

			Membership							Reports				Finance		LCIF			
Club Number	Club Name	Charter Date	Status	Current Member Count **	YTD Members Added	YTD Members Dropped	YTD Net Growth% ***	Member Count 1 Year Ago	Dropped Members Avg.Length of Service	Months Since Membership Update	Current Officers Reported ****	Current President Repeated Term	VP Reported *****	Last Date Reported Service (mm/yyyy)	Account Balance	YTD Donations			
			Times in Status Quo in Past 2 Years																
1966	PARADISE HOST	03/17/1940	Active	36	1	3	-5.26%	40	5	0	Y		N	12/2025	90+ Days	\$150.00			
Exc Award (06/30/2018)																			
1967	QUINCY	06/27/1946	Active	5	0	0	0.00%	5		13	Y	8		09/2023					
1970	REDDING BREAKFAST	02/04/1964	Active	20	2	3	-4.76%	21	35	0	Y		N	11/2025					
1969	REDDING HOST	09/21/1938	Active	15	0	1	-6.25%	16	50	4	Y		N	12/2025					
1973	SHASTA LAKE L C	02/11/1969	Active(2)	12	0	0	0.00%	0		8	Y	12		12/2019					
1975	SUTTER	05/12/1960	Active	37	1	0	2.78%	32		4	Y		N	08/2025					
30921	TRINITY LAKE	06/16/1975	Active	13	2	0	18.18%	11		5	Y	3		10/2025					
1977	WEAVERVILLE	03/03/1959	Active	41	4	0	10.81%	38		2	N	None	N	12/2025					
1979	WHEATLAND	12/15/1948	Active	25	11	5	31.58%	19	11	3	N	2	R	12/2025					
1981	WILLOWS	04/04/1956	Active	16	3	0	23.08%	14		1	Y		N	12/2025		\$528.11			
1982	YREKA HOST	03/02/1925	Active	13	0	0	0.00%	20		7	Y		R	12/2025		\$1,100.00			
Exc Award (06/30/2023, 06/30/2024)																			
33293	YUBA CITY PEACH BOWL	02/11/1977	Active	25	3	2	4.17%	25	15	1	Y		N	09/2025	90+ Days	\$100.00			
82605	YUBA CITY SUNSET BUTTES	06/14/2004	Active	19	0	2	-9.52%	20	4	2	Y		N	11/2024	90+ Days				
Current Total Clubs Count	YTD New Clubs Count	YTD Cancelled Clubs Count	YTD Net Club Gain	Current Total Members Count	YTD Add	YTD Drop	YTD Net Growth %	Member Count 12 Months Ago	Average Member Count Per Club	% of Clubs with less than 20 members	% No Officer Report in 12 Months	% of Clubs with balance 90+ days	Number of Clubs in Status Quo	% Status Quo Clubs in Financial Suspension	Number of Cancelled Clubs	Average Cancelled Club Age	Members Lost Due to Cancellation	% of Clubs Cancelled for Non-Financial Reasons	
34	0	1	-1	773	51	55	-4	-0.51%	782	23	53%	0%	21%	0	0%	1	78	16	0%

* - P - Priority Club. Cancellation Reasons: 1-Objectives/conduct, 2-Non-active club, 5-Non-existing club, 6-Disbanding, 7-Merger, 8-Financial Suspension, 9-District/Multiple District Dues.

** Red denotes below 15 active members.

*** Red denotes 20% + loss.

**** Y - all 3 (President, Secretary, Treasurer) club officers reported, N - not all 3 reported.

***** Abbreviation: N-New, IP-Immediate Past, R-Repeat.




Club Health Assessment for District 4 C2 through December 2025

			Status	Membership						Reports				Finance		LCIF
Club Number	Club Name	Charter Date	Times in Status Quo in Past 2 Years	Current Member Count **	YTD Members Added	YTD Members Dropped	YTD Net Growth% ***	Member Count 1 Year Ago	Dropped Members Avg.Length of Service	Months Since Membership Update	Current Officers Reported ****	Current President Repeated Term	VP Reported *****	Last Date Reported Service (mm/yyyy)	Account Balance	YTD Donations
Clubs more than two years old																
1985	AMERICAN CANYON L C	09/28/1972	Active	10	0	0	0.00%	10		12	N	None		08/2021		
1986	ANDERSON VALLEY	11/06/1950	Active	33	1	0	3.13%	31		3	Y	8	R	09/2024		
1989	BENICIA	05/26/1969	Active	25	3	2	4.17%	27	5	0	Y			11/2025		\$1,949.00
	Exc Award (06/30/2023)															
1990	BRIONES L C	03/22/1966	Active	17	2	2	0.00%	24	1	0	Y	3	R	07/2017		
1994	CLOVERDALE	11/29/1950	Active	67	0	0	0.00%	73		1	Y		N	02/2025		
	Exc Award (06/30/2018)															
1996	CORTE MADERA	08/30/1951	Active	62	2	14	-16.22%	71	8	1	N	None	N	03/2019		
1997	COTATI	07/25/1951	Active	6	1	0	20.00%	5		3	Y	7	R	07/2019		
1999	DIXON	04/09/1954	Active	34	2	3	-2.86%	35	17	5	Y			04/2022	90+ Days	
2001	EUREKA HOST	04/03/1928	Active	7	0	1	-12.50%	11	9	3	Y		N	12/2021		
	Exc Award (06/30/2018)															
2005	FAIRFIELD HOST	08/06/1924	Active	16	1	0	6.67%	21		2	Y		N	06/2025		
	Exc Award (06/30/2025)															
2008	FERNDALE	05/09/1938	Active	16	2	1	6.67%	16	32	2	Y	4	R	10/2024		
2009	FORT BRAGG MENDOCINO	05/17/1938	Active	9	0	1	-10.00%	14	17	5	Y		R	04/2025		
30758	GUALALA	05/06/1975	Active	46	4	0	9.52%	41		2	Y		N	08/2021		
2012	ISLETON	09/17/1953	Cancelled(6*)	0	0	13	-100.00%	13	17	1	N	None		06/2019		
2013	KELSEYVILLE	02/12/1953	Active	18	1	1	0.00%	18	4	0	Y		R	07/2021		
31985	LAKEPORT EARLY LAKE	04/12/1976	Active	15	0	0	0.00%	15		4	N		N	02/2019		
	Exc Award (06/30/2021)															
2015	LAKESHORE	04/15/1947	Active	27	0	0	0.00%	25		6	Y	2	N	12/2015		
58952	LARKSPUR CHAMPIONS	12/30/1996	Active	23	0	0	0.00%	25		8	Y	3		12/2020		
2018	LAYTONVILLE	01/15/1954	Active	16	0	0	0.00%	15		8	Y				90+ Days	
142961	Laytonville Long Valley Lioness	10/08/2020	Active	10	0	0	0.00%	6		5	Y			04/2025		
2021	MC KINLEYVILLE	03/01/1962	Active	12	1	0	9.09%	14		4	Y	4	R	09/2025		
2023	MIDDLETOWN	06/03/1957	Active	36	0	16	-30.77%	52	7	0	Y	7	R	05/2019		
2026	MOUNTAIN	02/03/1964	Active	23	3	2	4.55%	20	3	2	Y	4	R	02/2022		



Club Health Assessment for District 4 C2 through December 2025

			Status	Membership					Reports					Finance		LCIF
Club Number	Club Name	Charter Date	Times in Status Quo in Past 2 Years	Current Member Count **	YTD Members Added	YTD Members Dropped	YTD Net Growth% ***	Member Count 1 Year Ago	Dropped Members Avg.Length of Service	Months Since Membership Update	Current Officers Reported ****	Current President Repeated Term	VP Reported *****	Last Date Reported Service (mm/yyyy)	Account Balance	YTD Donations
52147	NAPA GREATER NAPA VALLEY	11/08/1991	Active	13	0	0	0.00%	12		9	Y	5	R	12/2022		\$200.00
2030	NOVATO	10/09/1946	Active	6	0	0	0.00%	9		6	Y			05/2025		
29354	PETALUMA 7-11	05/29/1974	Active	18	0	0	0.00%	17		6	Y		N	09/2025		\$1,000.00
2032	PETALUMA HOST	11/11/1925	Active	8	0	0	0.00%	8		14	Y		N			
2035	RIO VISTA	01/28/1938	Active	36	8	0	28.57%	38		0	Y		N	08/2025		\$1,000.00
Exc Award (06/30/2018, 06/30/2023)																
2038	ROUND VALLEY L C	03/18/1971	Active	13	2	0	18.18%	11		5	Y		N	09/2025	90+ Days	
2042	SAN GERONIMO VALLEY	12/10/1957	Active	44	1	0	2.33%	52		5	Y		N	08/2020		
2043	SAN RAFAEL HOST	09/29/1922	Active	17	0	1	-5.56%	19	2	5	Y	2	N	10/2024		\$100.00
38118	SAN RAFAEL LAS GALLINAS	03/18/1980	Active	40	1	0	2.56%	39		3	N		N	01/2025		
2045	SANTA ROSA AND MONTGOMERY VILLAGE	01/18/1923	Active	36	3	0	9.09%	36		1	Y		N	07/2025		\$6,000.00
133975	Santa Rosa Kasthamandap	03/05/2018	Active	22	2	0	10.00%	39		4	Y		N	05/2025		
84782	SANTA ROSA ROSELAND LIONS & LIONESS	01/25/2005	Active(1)	7	7	0	100.00%	7		4	Y			02/2015		
2046	SAUSALITO	04/08/1927	Active	47	1	2	-2.08%	44	14	0	Y	2	R	09/2025		\$136.00
31986	SEBASTOPOL GRAVENSTEIN	04/12/1976	Active	16	3	0	23.08%	14		0	Y	3	R	05/2024		\$500.00
31528	SIX RIVERS	01/05/1976	Active	29	0	2	-6.45%	31	1	2	Y	4				
31235	TRINIDAD	10/17/1975	Active	13	0	0	0.00%	12		10	Y	5	R	05/2019		
2050	UKIAH HOST	12/14/1926	Active	45	0	0	0.00%	45		4	Y		N	01/2024	90+ Days	
2051	UKIAH REDWOOD EMPIRE	09/08/1970	Active	17	1	1	0.00%	17	9	3	Y	4	R	08/2019	90+ Days	
29355	VALLEJO EXECUTIVE	05/29/1974	Active	26	3	2	4.00%	25	25	5	N	None	N			\$503.00
2057	VALLEY OF THE MOON	10/07/1947	Active	16	0	0	0.00%	18		6	Y			10/2025		\$5,000.00
2058	WEST MARIN	05/21/1947	Active	17	1	2	-5.56%	16	26	1	Y	11	R	10/2025		
2059	WILLITS	11/29/1926	Active	28	8	6	7.69%	26	5	0	Y	5	R	07/2024		\$50.00
30943	WINDSOR	06/26/1975	Active	22	0	1	-4.35%	19	1	1	Y	5	R	04/2017		\$1,000.00

Clubs Cancelled Previous Fiscal Year – Clubs Cancelled within last 12 months may be reinstated

Club Number	Club Name	Charter Date	Current Status*	Cancellation Date
106460	GARBERVILLE	08/31/2009	Cancelled(6*)	12/30/2024



Club Health Assessment for District 4 C2 through December 2025

INTERNATIONAL

Club Number	Club Name	Charter Date	Status	Membership						Reports				Finance	LCIF			
			Times in Status Quo in Past 2 Years	Current Member Count **	YTD Members Added	YTD Members Dropped	YTD Net Growth***	Member Count 1 Year Ago	Dropped Members Avg.Length of Service	Months Since Membership Update	Current Officers Reported ****	Current President Repeated Term	VP Reported *****	Last Date Reported Service (mm/yyyy)	Account Balance	YTD Donations		
42150	NAPA BERRYESSA	01/25/1983	Cancelled(6*)	01/31/2025														
Current Total Clubs Count	YTD New Clubs Count	YTD Cancelled Clubs Count	YTD Net Club Gain	Current Total Members Count	YTD Add	YTD Drop	YTD Net Growth %	Member Count 12 Months Ago	Average Member Count Per Club	% of Clubs with less than 20 members	% No Officer Report in 12 Months	% of Clubs with balance 90+ days	Number of Clubs in Status Quo	% Status Quo Clubs in Financial Suspension	Number of Cancelled Clubs	Average Cancelled Club Age	Members Lost Due to Cancellation	% of Clubs Cancelled for Non-Financial Reasons
45	0	1	-1	1,064	64	73	-9	1,136	24	53%	2%	11%	0	0%	1	130	13	100%

* - P - Priority Club. Cancellation Reasons: 1-Objectives/conduct, 2-Non-active club, 5-Non-existing club, 6-Disbanding, 7-Merger, 8-Financial Suspension, 9-District/Multiple District Dues.

** Red denotes below 15 active members.

*** Red denotes 20% + loss.

**** Y - all 3 (President, Secretary, Treasurer) club officers reported, N - not all 3 reported.

***** Abbreviation: N-New, IP-Immediate Past, R-Repeat.



Club Health Assessment for District 4 C3 through December 2025

			Status	Membership					Reports				Finance		LCIF	
Club Number	Club Name	Charter Date	Times in Status Quo in Past 2 Years	Current Member Count **	YTD Members Added	YTD Members Dropped	YTD Net Growth% ***	Member Count 1 Year Ago	Dropped Members Avg.Length of Service	Months Since Membership Update	Current Officers Reported ****	Current President Repeated Term	VP Reported *****	Last Date Reported Service (mm/yyyy)	Account Balance	YTD Donations
Clubs less than two years old																
183403	East Bay Special Interest Cyber	07/10/2025	Active	42	42	0	100.00%	0		0	Y		N	11/2025		
158109	El Sobrante Machhapuchhre	05/02/2024	Active	12	4	0	50.00%	20		2	Y		N	08/2025		\$50.00
179193	Pittsburg LCVI	12/16/2024	Active	22	0	0	0.00%	22		6	Y	2		08/2025		
181768	San Leandro	06/14/2025	Active	21	0	0	0.00%	0		1	Y	2				
Clubs more than two years old																
2061	ALAMEDA BREAKFAST	04/26/1962	Active	6	0	0	0.00%	6		6	Y		N	10/2025		\$1,500.00
141291	Alameda Yeti	04/02/2020	Active(1)	3	0	0	0.00%	3		0	N	None		06/2023		
2062	ALBANY	07/15/1943	Active	26	0	0	0.00%	25		2	Y	2	R	07/2025		\$2,500.00
Exc Award (06/30/2021, 06/30/2023, 06/30/2024, 06/30/2025)																
40848	AMADOR VALLEY	02/22/1982	Active	21	1	0	5.00%	20		1	Y	3	R	12/2022		
2063	AMBROSE PITTSBURG	07/30/1952	Active	15	0	0	0.00%	16		6	Y	7	R	10/2023		
2064	ANTIOCH	10/29/1945	Active	12	0	0	0.00%	13		11	Y	2		05/2023		
138868	Antioch Rivertown Veterans	06/29/2019	Active	22	0	1	-4.35%	26	2	3	Y	2		11/2025		\$830.00
Exc Award (06/30/2021)																
2065	BERKELEY	06/04/1919	Active	42	3	1	5.00%	42	5	0	Y	2	R	11/2024		
Exc Award (06/30/2021)																
96811	BERKELEY ANNAPURNA	03/30/2006	Active	53	2	0	3.92%	54		1	Y		R	08/2024		\$50.00
Exc Award (06/30/2021, 06/30/2022)																
132066	Berkeley Laligurans	07/11/2017	Active(1)	4	0	0	0.00%	4		12	N	None		01/2025		
126107	Berkeley Makalu	11/12/2015	Active	23	0	0	0.00%	23		2	N		N	08/2025		\$50.00
Exc Award (06/30/2021, 06/30/2023)																
2067	BETHEL ISLAND	02/22/1962	Active	17	0	0	0.00%	14		3	Y	11	R	11/2025		
2068	BRENTWOOD	09/09/1929	Active	55	8	1	14.58%	54	32	0	Y		N	12/2025		\$352.00
Exc Award (06/30/2022, 06/30/2023)																
53347	BYRON DELTA	06/29/1992	Active	82	9	7	2.50%	75	5	0	Y		R	12/2025		\$1,455.00
Exc Award (06/30/2021, 06/30/2024)																
148928	Concord NorCal Helping Hands	12/10/2021	Active	19	0	2	-9.52%	20	1	3	Y		N	08/2025		



Club Health Assessment for District 4 C3 through December 2025

			Status	Membership					Reports					Finance	LCIF	
Club Number	Club Name	Charter Date	Times in Status Quo in Past 2 Years	Current Member Count **	YTD Members Added	YTD Members Dropped	YTD Net Growth***	Member Count 1 Year Ago	Dropped Members Avg.Length of Service	Months Since Membership Update	Current Officers Reported ****	Current President Repeated Term	VP Reported *****	Last Date Reported Service (mm/yyyy)	Account Balance	YTD Donations
2075	CROCKETT	10/21/1928	Active	38	1	0	2.70%	39		1	Y		N	12/2025	90+ Days	\$300.00
Exc Award (06/30/2023)																
2076	DANVILLE	06/17/1940	Active	15	0	0	0.00%	13		4	Y	4		06/2025		
29073	DAWN BREAKERS	04/22/1974	Active	15	0	0	0.00%	15		4	Y		IP	10/2024		
42635	DISCOVERY BAY	05/13/1983	Active	57	11	0	23.91%	37		0	Y		N	06/2025		90+ Days
132739	East Bay Mugunghwa Centennial	09/29/2017	Active(1)	3	0	0	0.00%	3		12	N	None		05/2022		
2077	EL CERRITO	12/16/1927	Active	10	0	0	0.00%	10		24	Y	8	N	11/2024		
123324	Fremont Sagarmatha	10/15/2014	Active	6	1	4	-33.33%	13	2	0	Y		R	12/2025		\$50.00
Exc Award (06/30/2021, 06/30/2022)																
124953	HAYWARD SILICON VALLEY	06/12/2015	Active	29	6	1	20.83%	23	7	1	Y			10/2025		
Exc Award (06/30/2021, 06/30/2022)																
2082	LIVERMORE	08/21/1924	Active	27	4	4	0.00%	27	1	3	Y	16		12/2025		
Exc Award (06/30/2018, 06/30/2021, 06/30/2024)																
2083	MARTINEZ	09/02/1932	Active	12	0	0	0.00%	12		18	Y	23	R	11/2025		
Exc Award (06/30/2021)																
145908	Martinez Lady	06/07/2021	Active	21	1	18	-44.74%	42	3	3	Y	3	N	04/2025		
2084	MORAGA	08/16/1956	Active	25	4	1	13.64%	23	1	1	Y		N	10/2025		
2088	OAKLAND CHINATOWN	03/25/1954	Active	38	4	1	8.57%	34	0	0	Y		N	12/2025		\$1,050.00
Exc Award (06/30/2023, 06/30/2024, 06/30/2025)																
144343	Oakland Feed The Need	12/29/2020	Active	24	8	6	9.09%	25	2	1	Y		N	12/2025		\$1,051.00
2099	PLEASANT HILL	10/09/1952	Active	18	2	2	0.00%	15	43	3	Y	6	R	09/2025	90+ Days	
Exc Award (06/30/2023)																
2100	PLEASANTON	04/09/1930	Active	55	0	0	0.00%	57		9	Y		N	07/2025		
Exc Award (06/30/2022)																
2102	RICHMOND-PINOLE	04/06/1921	Active	11	0	0	0.00%	11		4	Y	3	R	12/2024		\$840.00
2104	RODEO	08/17/1955	Active	4	0	0	0.00%	4		10	Y	22		04/2024		
2110	UNION CITY	01/14/1963	Active	32	0	0	0.00%	34		0	Y		R	04/2025		
2112	WALNUT CREEK DIABLO VALLEY	04/12/1962	Active	15	0	1	-6.25%	15	15	2	Y	3	R	07/2025		
2113	WALNUT CREEK ROSSMOOR	02/08/1966	Active	24	3	2	4.35%	22	20	0	Y	3		12/2025		



Club Health Assessment for District 4 C3 through December 2025

INTERNATIONAL

Club Number	Club Name	Charter Date	Status	Membership						Reports				Finance	LCIF	
			Times in Status Quo in Past 2 Years	Current Member Count **	YTD Members Added	YTD Members Dropped	YTD Net Growth% ***	Member Count 1 Year Ago	Dropped Members Avg.Length of Service	Months Since Membership Update	Current Officers Reported ****	Current President Repeated Term	VP Reported *****	Last Date Reported Service (mm/yyyy)	Account Balance	YTD Donations
30411	WALNUT CREEK YGNACIO VALLEY Exc Award (06/30/2021)	03/10/1975	Active	17	0	5	-22.73%	22	17	0	Y	2	N	01/2025		

Clubs Cancelled Previous Fiscal Year – Clubs Cancelled within last 12 months may be reinstated

Club Number	Club Name	Charter Date	Current Status*	Cancellation Date
146011	Byron Delta Cubs	06/11/2021	Cancelled(6*)	09/29/2024

Current Total Clubs Count	YTD New Clubs Count	YTD Cancelled Clubs Count	YTD Net Club Gain	Current Total Members Count	YTD Add	YTD Drop	YTD Net Growth	YTD Net Growth %	Member Count 12 Months Ago	Average Member Count Per Club	% of Clubs with less than 20 members	% No Officer Report in 12 Months	% of Clubs with balance 90+ days	Number of Clubs in Status Quo	% Status Quo Clubs in Financial Suspension	Number of Cancelled Clubs	Average Cancelled Club Age	Members Lost Due to Cancellation	% of Clubs Cancelled for Non-Financial Reasons
41	1	0	1	993	114	57	57	6.09%	933	24	46%	7%	7%	0	0%	0	0	0	0%

* - P - Priority Club. Cancellation Reasons: 1-Objectives/conduct, 2-Non-active club, 5-Non-existing club, 6-Disbanding, 7-Merger, 8-Financial Suspension, 9-District/Multiple District Dues.

** Red denotes below 15 active members.

*** Red denotes 20% + loss.

**** Y - all 3 (President, Secretary, Treasurer) club officers reported, N - not all 3 reported.

***** Abbreviation: N-New, IP-Immediate Past, R-Repeat.




Club Health Assessment for District 4 C4 through December 2025

			Status	Membership						Reports				Finance	LCIF	
Club Number	Club Name	Charter Date	Times in Status Quo in Past 2 Years	Current Member Count **	YTD Members Added	YTD Members Dropped	YTD Net Growth% ***	Member Count 1 Year Ago	Dropped Members Avg.Length of Service	Months Since Membership Update	Current Officers Reported ****	Current President Repeated Term	VP Reported *****	Last Date Reported Service (mm/yyyy)	Account Balance	YTD Donations
Clubs less than two years old																
188965	Bay Area Elite Longevity Planning	08/12/2025	Active	20	20	0	100.00%	0		4	Y					
189161	Bay Area Mid Peninsula Aloha	08/18/2025	Active	21	21	0	100.00%	0		4	Y			10/2025		
181312	Redwood City Financial Innovation	04/11/2025	Active	19	0	1	-5.00%	0	3	3	Y	2	R	06/2025		
190248	San Francisco Bay Area Educators Cyber	09/30/2025	Active	23	23	0	100.00%	0		0	Y		IP	12/2025		
191043	San Francisco Bay Area FinFit Life	12/29/2025	Newly Chartered	20	20	0	100.00%	0		0	Y		N			
157190	San Francisco Bay Area Real Estate	03/20/2024	Active	11	0	0	0.00%	22		0	Y	3		11/2025		
185772	San Francisco Chinese Arts Association	08/08/2025	Active	20	20	0	100.00%	0		4	Y				90+ Days	
185771	San Francisco Global Charity Federation	07/11/2025	Active	20	20	0	100.00%	0		1	Y			12/2025		\$1,000.00
190640	SF Bay Area Virtual Leo	12/19/2025	Newly Chartered	20	20	0	100.00%	0		0	Y					
185773	Silicon Valley Vajra	07/11/2025	Active	20	20	0	100.00%	0		5	Y			10/2025		
Clubs more than two years old																
143178	Bay Area Global Outreach	10/20/2020	Active	74	10	22	-13.95%	68	13	0	Y		N	11/2025		
	Exc Award (06/30/2021, 06/30/2022, 06/30/2023, 06/30/2025)															
108466	BAY AREA SPECIAL OLYMPICS	05/25/2010	Active	17	1	0	6.25%	19		2	Y	2	R	12/2025		\$1,435.00
2115	BRISBANE	07/06/1948	Active	51	0	0	0.00%	49		6	Y		N	08/2024		
	Exc Award (06/30/2018)															
2116	BURLINGAME	06/20/1929	Active	39	1	2	-2.50%	41	21	0	Y		N	07/2025		\$1,000.00
2117	DALY CITY HOST	02/26/1941	Active	33	3	3	0.00%	33	13	1	Y		R	12/2025		
	Exc Award (06/30/2019, 06/30/2021)															
2120	FOSTER CITY	01/24/1967	Active	42	4	4	0.00%	38	8	0	Y		N	12/2025		\$1,000.00
	Exc Award (06/30/2022, 06/30/2025)															
142995	Foster City Bair Island Cyber	10/10/2020	Active	44	10	0	29.41%	27		0	Y		N	12/2025		
	Exc Award (06/30/2021, 06/30/2022)															
2121	HALF MOON BAY	01/16/1947	Active	40	1	1	0.00%	40	21	1	Y		N	11/2025		\$350.00
	Exc Award (06/30/2023, 06/30/2024)															



Club Health Assessment for District 4 C4 through December 2025

			Status	Membership						Reports				Finance	LCIF	
Club Number	Club Name	Charter Date	Times in Status Quo in Past 2 Years	Current Member Count **	YTD Members Added	YTD Members Dropped	YTD Net Growth% ***	Member Count 1 Year Ago	Dropped Members Avg.Length of Service	Months Since Membership Update	Current Officers Reported ****	Current President Repeated Term	VP Reported *****	Last Date Reported Service (mm/yyyy)	Account Balance	YTD Donations
2123	MENLO PARK LIVE OAK	02/26/1962	Active	39	0	0	0.00%	40		6	Y	2	R	12/2025		
	Exc Award (06/30/2023)															
2124	MILLBRAE	01/04/1938	Active	69	4	7	-4.17%	73	27	0	Y		N	12/2025		
	Exc Award (06/30/2018, 06/30/2022)															
2125	PACIFICA	01/13/1949	Active	23	1	3	-8.00%	25	22	0	Y	2	N	12/2025		\$500.00
115782	PENINSULA SPECIAL INTEREST	01/17/2012	Active	15	0	1	-6.25%	24	18	0	Y		N	09/2025		
	Exc Award (06/30/2019, 06/30/2022)															
116520	PENINSULA VETERANS	04/04/2012	Active	31	0	2	-6.06%	32	3	0	Y	2	N	11/2025		\$20.00
	Exc Award (06/30/2021, 06/30/2022)															
2130	REDWOOD CITY SUNRISE	11/02/1966	Active	8	0	0	0.00%	8		8	Y	5	R	07/2025		
51819	REDWOOD SHORES	06/28/1991	Active	25	0	1	-3.85%	24	23	4	Y		N	12/2025		
	Exc Award (06/30/2023)															
2131	SAN BRUNO	09/03/1943	Active	38	3	6	-7.32%	41	8	0	Y		N	12/2025		\$10,650.00
	Exc Award (06/30/2018, 06/30/2019, 06/30/2021, 06/30/2023)															
2132	SAN CARLOS	03/18/1938	Active	58	0	5	-7.94%	73	10	3	Y		N	10/2025		\$8,810.00
	Exc Award (06/30/2019, 06/30/2023)															
45055	SAN FRAN OCEAN INGLESIDE	06/07/1985	Active	8	1	7	-42.86%	15	4	0	Y		N	09/2025		
	Exc Award (06/30/2021, 06/30/2022, 06/30/2023, 06/30/2024)															
127600	San Francisco Bay Area	05/31/2016	P- Active	38	0	0	0.00%	37		4	Y	3		06/2025		
64165	SAN FRANCISCO BAY AREA NEW CENTURY	04/09/2001	Active	3	0	0	0.00%	6		6	Y	16		05/2025		
98625	SAN FRANCISCO BAYVIEW HUNTERS POINT	02/22/2007	Active	10	0	0	0.00%	10		14	Y	4		09/2024		
2134	SAN FRANCISCO CHINATOWN	05/14/1952	Active	75	2	5	-3.85%	71	7	0	Y		N	12/2025		\$1,100.00
	Exc Award (06/30/2016, 06/30/2021, 06/30/2022, 06/30/2023, 06/30/2024)															
136895	San Francisco Cosmopolitan	11/29/2018	Active	33	2	0	6.45%	33		2	Y		N	09/2025		
	Exc Award (06/30/2019)															
129687	San Francisco Dynamic	12/27/2016	Active	34	7	0	25.93%	32		4	Y		N	12/2025		\$1,000.00
	Exc Award (06/30/2022, 06/30/2024)															
2135	SAN FRANCISCO FILAM	06/02/1971	Active	54	5	3	3.85%	55	4	0	Y		R	11/2025		



Club Health Assessment for District 4 C4 through December 2025

			Status	Membership						Reports				Finance	LCIF	
Club Number	Club Name	Charter Date	Times in Status Quo in Past 2 Years	Current Member Count **	YTD Members Added	YTD Members Dropped	YTD Net Growth% ***	Member Count 1 Year Ago	Dropped Members Avg.Length of Service	Months Since Membership Update	Current Officers Reported ****	Current President Repeated Term	VP Reported *****	Last Date Reported Service (mm/yyyy)	Account Balance	YTD Donations
Exc Award (06/30/2016, 06/30/2020, 06/30/2021, 06/30/2022, 06/30/2023)																
144468	San Francisco Friends Cyber	12/28/2020	Active	21	7	1	40.00%	14	0	1	Y		R	12/2025		
2136	SAN FRANCISCO GENEVA-EXCELSIOR	12/13/1950	Active	18	1	1	0.00%	18	33	1	Y	3	R	12/2025		
150549	San Francisco Global Art Cyber	05/08/2022	Active	20	0	2	-9.09%	22	3	4	Y	5		02/2025		
141756	San Francisco Global Business	06/26/2020	Active	28	0	0	0.00%	28		4	Y	7	R	07/2025		
Exc Award (06/30/2022)																
149636	San Francisco Global Health Care Cyber	02/01/2022	Active	21	0	0	0.00%	28		7	Y	4	R	12/2024		
147738	San Francisco Healthcare Providers Cyber	09/02/2021	Active	36	3	1	5.88%	47	3	1	Y		N	12/2025		
53644	SAN FRANCISCO HIGHLANDS	09/04/1992	Active	13	0	0	0.00%	16		6	Y		N	06/2025		
2133	SAN FRANCISCO HOST	03/30/1920	Active	31	3	0	10.71%	34		1	Y		N	12/2025		
Exc Award (06/30/2016)																
143897	San Francisco Keystone	12/15/2020	Active	11	0	0	0.00%	11		5	Y		N	10/2024		
53787	SAN FRANCISCO KOREAN AMERICAN	11/09/1992	Active	39	0	1	-2.50%	47	16	0	Y		N	11/2024		
Exc Award (06/30/2021, 06/30/2022, 06/30/2023)																
117165	SAN FRANCISCO LATINOS UNIDOS	06/14/2012	Active	17	0	3	-15.00%	31	7	0	Y	12	R	11/2024		
Exc Award (06/30/2018, 06/30/2019)																
2137	SAN FRANCISCO MARINA-NO BEACH	09/01/1938	Active	20	3	0	17.65%	19		3	Y	3	R	11/2024		
57453	SAN FRANCISCO MERCED HEIGHTS	10/31/1995	Active	10	0	0	0.00%	10		21	Y	7	R	09/2025		\$80.00
Exc Award (06/30/2019)																
2139	SAN FRANCISCO NIKKEI	05/03/1961	Active	18	0	0	0.00%	18		18	Y	6	R	03/2025		\$200.00
128852	San Francisco Nueva Vizcaya	09/08/2016	Active	13	0	13	-50.00%	26	6	2	Y		N	09/2024		
2142	SAN FRANCISCO PARK PRESIDIO SUNSET	06/07/1944	Active	24	0	0	0.00%	24		12	Y	6		10/2024		
96837	SAN FRANCISCO PREMIER	04/03/2006	Active	50	6	0	13.64%	44		2	Y		N	12/2025		
Exc Award (06/30/2022, 06/30/2023, 06/30/2024)																
128334	San Francisco Unified	07/26/2016	Active	54	7	1	12.50%	94	9	0	Y		N	08/2025		
Exc Award (06/30/2019, 06/30/2022, 06/30/2024)																



Club Health Assessment for District 4 C4 through December 2025

			Status	Membership						Reports				Finance	LCIF	
Club Number	Club Name	Charter Date	Times in Status Quo in Past 2 Years	Current Member Count **	YTD Members Added	YTD Members Dropped	YTD Net Growth% ***	Member Count 1 Year Ago	Dropped Members Avg.Length of Service	Months Since Membership Update	Current Officers Reported ****	Current President Repeated Term	VP Reported *****	Last Date Reported Service (mm/yyyy)	Account Balance	YTD Donations
121507	San Francisco Veterans	03/12/2014	Active	27	0	0	0.00%	23		7	Y	4	R	09/2024		
	Exc Award (06/30/2022)															
78492	SAN MATEO	03/15/2004	Active	15	0	0	0.00%	16		12	Y			10/2024		
125868	San Mateo County First Responders	09/28/2015	Active	4	0	0	0.00%	4		15	Y	3		11/2024		
97419	SAN MATEO METROPOLITAN	06/28/2006	Active	101	13	29	-13.68%	107	3	0	Y	2	R	09/2025		
	Exc Award (06/30/2022, 06/30/2024)															
125993	Silicon Valley	10/16/2015	Active	28	1	0	3.70%	26		4	Y		N	12/2025		\$900.00
126169	Silicon Valley Cyber	01/18/2016	Active	42	3	13	-19.23%	54	5	0	Y			06/2025		\$300.00
	Exc Award (06/30/2019)															
147623	Silicon Valley Global Innovation	07/18/2021	Active	67	30	2	71.79%	58	0	1	Y	2	N	12/2025		
56297	SO SAN FRANCISCO GOLDEN GATE	12/02/1994	Active	27	1	0	3.85%	34		2	Y	2	R	06/2025		\$1,000.00
	Exc Award (06/30/2022)															
2149	SOUTH SAN FRANCISCO HOST	12/02/1946	Active	13	0	0	0.00%	15		7	Y	9	R	10/2024		\$40.00

Clubs Cancelled Previous Fiscal Year – Clubs Cancelled within last 12 months may be reinstated

Club Number	Club Name	Charter Date	Current Status*	Cancellation Date
126495	Redwood City Downtown Lions Club	01/08/2016	Cancelled(8*)	06/29/2025
96838	SAN FRANCISCO CIRCLE	05/25/2006	Cancelled(8*)	12/30/2024
47944	SAN FRANCISCO HISPANIC	12/14/1987	Cancelled(6*)	11/30/2024

Current Total Clubs Count	YTD New Clubs Count	YTD Cancelled Clubs Count	YTD Net Club Gain	Current Total Members Count	YTD Add	YTD Drop	YTD Net Growth	YTD Net Growth %	Member Count 12 Months Ago	Average Member Count Per Club	% of Clubs with less than 20 members	% No Officer Report in 12 Months	% of Clubs with balance 90+ days	Number of Clubs in Status Quo	% Status Quo Clubs in Financial Suspension	Number of Cancelled Clubs	Average Cancelled Club Age	Members Lost Due to Cancellation	% of Clubs Cancelled for Non-Financial Reasons
62	8	0	8	1,863	297	140	157	9.20%	1,804	30	29%	0%	2%	0	0%	0	0	0	0%

* - P - Priority Club. Cancellation Reasons: 1-Objectives/conduct, 2-Non-active club, 5-Non-existing club, 6-Disbanding, 7-Merger, 8-Financial Suspension, 9-District/Multiple District Dues.

** Red denotes below 15 active members.

*** Red denotes 20% + loss.

**** Y - all 3 (President, Secretary, Treasurer) club officers reported, N - not all 3 reported.

***** Abbreviation: N-New, IP-Immediate Past, R-Repeat.



Club Health Assessment for District 4 C5 through December 2025

			Status	Membership						Reports				Finance	LCIF	
Club Number	Club Name	Charter Date	Times in Status Quo in Past 2 Years	Current Member Count **	YTD Members Added	YTD Members Dropped	YTD Net Growth% ***	Member Count 1 Year Ago	Dropped Members Avg.Length of Service	Months Since Membership Update	Current Officers Reported ****	Current President Repeated Term	VP Reported *****	Last Date Reported Service (mm/yyyy)	Account Balance	YTD Donations
Clubs less than two years old																
176939	Sacramento Antelope Friends of Veterans	08/29/2024	Active	24	0	1	-4.00%	22	4	2	Y	2	R	12/2025		\$20.00
Clubs more than two years old																
2155	AUBURN 49ER Exc Award (06/30/2022)	11/20/1969	Active	25	1	0	4.17%	27		2	N			09/2025		\$20.00
2154	AUBURN HOST	01/11/1927	Active	27	0	0	0.00%	28		1	Y			12/2025		\$1,020.00
2158	COLFAX	05/10/1928	Active	24	0	1	-4.00%	22	12	3	Y	3	R	12/2025		\$120.00
2160	COUNTRY CLUB	06/13/1963	Active	6	0	0	0.00%	14		6	N	None		10/2025		\$1,070.00
118841	DAVIS AGGIE	02/25/2013	Active(1)	9	0	0	0.00%	0		0	Y			11/2025		\$20.00
2163	DELTA L C	03/04/1969	Active	10	1	0	11.11%	9		4	Y	14		12/2025		\$20.00
2164	DOWNIEVILLE	04/22/1938	Active	13	1	0	8.33%	15		5	Y		IP	09/2025		\$70.00
2166	ELK GROVE Exc Award (06/30/2019, 06/30/2022)	02/05/1951	Active	48	1	2	-2.04%	48	2	2	Y		N	10/2025		\$3,434.00
39120	ESPARTO	12/29/1980	Active	12	0	0	0.00%	15		11	Y	9	N	08/2024	90+ Days	\$1,390.00
2170	FOLSOM CITY HOST	04/20/1938	Active(1)	13	1	1	0.00%	14	23	3	Y		IP	12/2025		\$740.00
65496	FOLSOM LAKE Exc Award (06/30/2021, 06/30/2022, 06/30/2023)	06/14/2002	Active	18	0	1	-5.26%	19	38	0	Y		N	12/2025		\$70.00
2171	FORESTHILL Exc Award (06/30/2023)	08/31/1948	Active	43	3	0	7.50%	39		2	Y	2	R	12/2025		\$20.00
2172	GALT Exc Award (06/30/2021)	05/23/1963	Active	24	2	0	9.09%	27		2	Y		N	09/2025	90+ Days	\$20.00
85051	GRASS VALLEY FOOTHILL	03/16/2005	Active	14	0	1	-6.67%	15	20	5	Y		R	09/2025		\$20.00
31987	GRASS VALLEY GOLD COUNTRY Exc Award (06/30/2022)	04/05/1976	Active	11	0	2	-15.38%	15	41	3	Y	2	R	11/2024		\$20.00
2173	GRASS VALLEY HOST	04/19/1928	Active	9	0	4	-30.77%	13	15	5	Y	5		11/2025		\$20.00
34933	HIGGINS DIGGINS L C Exc Award (06/30/2018, 06/30/2019, 06/30/2022)	01/16/1978	Active	42	2	0	5.00%	45		4	Y		N	11/2025		\$520.00
2175	LINCOLN HOST	10/17/1955	Active	10	1	0	11.11%	11		3	Y	4	N	09/2025		\$20.00



Club Health Assessment for District 4 C5 through December 2025

			Status	Membership						Reports				Finance	LCIF	
Club Number	Club Name	Charter Date	Times in Status Quo in Past 2 Years	Current Member Count **	YTD Members Added	YTD Members Dropped	YTD Net Growth% ***	Member Count 1 Year Ago	Dropped Members Avg.Length of Service	Months Since Membership Update	Current Officers Reported ****	Current President Repeated Term	VP Reported *****	Last Date Reported Service (mm/yyyy)	Account Balance	YTD Donations
2176	LOOMIS	10/12/1953	Active	39	1	2	-2.50%	40	6	0	Y		N	11/2025		\$20.00
2177	MEADOW VISTA AREA L C	07/11/1973	Active(1)	23	1	0	4.55%	25		2	Y		N	11/2025		\$1,020.00
2178	MOTHER LODGE	03/18/1948	Active	43	1	4	-6.52%	46	24	0	Y		N	10/2025		\$1,356.52
Exc Award (06/30/2023)																
2179	NEVADA CITY	01/07/1947	Active(1)	5	0	0	0.00%	8		8	N	None		09/2024		\$520.00
36289	PENN VALLEY HI-GRADERS L C	12/11/1978	Active	26	0	0	0.00%	25		7	Y	2		12/2025		\$20.00
Exc Award (06/30/2017, 06/30/2022)																
2183	PLACERVILLE	07/01/1924	Active	15	0	1	-6.25%	16	2	5	Y	4	R	12/2025		\$20.00
54026	PRIDE OF LAGUNA CRK	02/02/1993	Active	31	1	0	3.33%	36		4	Y		R	12/2025		\$402.00
2185	RIO LINDA	08/30/1951	Active	28	1	2	-3.45%	32	3	0	Y	2	R	12/2025		\$150.00
Exc Award (06/30/2022, 06/30/2023, 06/30/2024)																
151155	Rio Linda Elverta Country	06/28/2022	Active	6	0	3	-33.33%	15	3	0	Y	2		12/2025		\$20.00
2186	ROCKLIN	04/13/1955	Active	16	6	2	33.33%	13	49	0	Y	2	R	10/2024		\$40.00
2187	ROSEVILLE HOST	03/04/1925	Active	24	1	1	0.00%	26	4	3	Y		N	09/2025		\$140.00
Exc Award (06/30/2021, 06/30/2022)																
2188	ROSEVILLE SUNRISE	06/03/1969	Active	31	2	2	0.00%	31	13	0	Y		N	11/2025		\$60.00
Exc Award (06/30/2017, 06/30/2022, 06/30/2023, 06/30/2024)																
53907	SACRAMENTO ANTELOPE	12/18/1992	Active	23	0	0	0.00%	24		6	Y		N	12/2025		\$120.00
Exc Award (06/30/2021, 06/30/2022, 06/30/2024)																
153890	Sacramento BeauVita	04/04/2023	Active	89	11	0	14.10%	78		0	Y	2	R	11/2025		\$4,686.00
129945	Sacramento Camellia	01/27/2017	Active	32	0	3	-8.57%	32	8	2	Y		N	10/2024		\$4,686.00
Exc Award (06/30/2022, 06/30/2024)																
2191	SACRAMENTO CAPITOL	10/29/1953	Active	32	1	0	3.23%	33		4	Y	3	R	10/2025	90+ Days	\$4,686.00
2190	SACRAMENTO EMBARCADERO	11/26/1973	Active	28	1	0	3.70%	31		1	Y		N	12/2025		\$2,070.00
Exc Award (06/30/2021)																
2193	SACRAMENTO FORT SUTTEF	02/11/1927	Active	16	0	0	0.00%	17		3	Y	2	N	10/2024		\$20.00
57118	SACRAMENTO GOLDEN STATE	06/26/1995	Active	18	0	0	0.00%	21		7	Y	3	N	10/2025		\$70.00
Exc Award (06/30/2022)																
36544	SACRAMENTO MABUHAY	02/27/1979	Active	36	9	2	24.14%	30	2	1	Y	2	R	12/2025		\$20.00



Club Health Assessment for District 4 C5 through December 2025

INTERNATIONAL

			Status	Membership						Reports				Finance	LCIF	
Club Number	Club Name	Charter Date	Times in Status Quo in Past 2 Years	Current Member Count **	YTD Members Added	YTD Members Dropped	YTD Net Growth% ***	Member Count 1 Year Ago	Dropped Members Avg.Length of Service	Months Since Membership Update	Current Officers Reported ****	Current President Repeated Term	VP Reported *****	Last Date Reported Service (mm/yyyy)	Account Balance	YTD Donations
54715	SACRAMENTO MAHARLIKA	07/06/1993	Active	66	7	2	8.20%	62	31	0	Y		N	12/2025	90+ Days	\$1,020.00
	Exc Award (06/30/2021, 06/30/2023, 06/30/2024)															
141726	Sacramento Malaya	06/16/2020	Active	23	0	0	0.00%	32		5	Y	2	N	08/2025		\$20.00
	Exc Award (06/30/2022)															
59328	SACRAMENTO MIDTOWN	04/03/1997	Active	18	0	0	0.00%	18		7	Y	2	N	12/2025		\$220.00
	Exc Award (06/30/2022)															
134266	Sacramento Nepalese	04/19/2018	Active	3	0	1	-25.00%	5	7	4	Y	4		11/2025		\$20.00
	Exc Award (06/30/2021)															
2194	SACRAMENTO SENATOR	04/06/1954	Active	49	3	1	4.26%	44	34	0	Y	3	R	12/2025		\$320.00
	Exc Award (06/30/2023, 06/30/2024)															
41134	SACRAMENTO VALLEY HI	04/13/1982	Active	16	3	0	23.08%	28		5	Y	2	R	10/2025		\$1,070.00
	Exc Award (06/30/2024)															
2198	WOODLAND HOST	10/27/1922	Active	27	0	1	-3.57%	33	63	2	Y		N	12/2025		\$1,795.00
	Exc Award (06/30/2021, 06/30/2022)															
2199	WOODLAND REVEILLE	05/12/1970	Active	12	0	0	0.00%	12		12	Y	6		12/2024		\$20.00
67278	WOODLAND YOLO SUNSET	02/11/2003	Active	13	0	0	0.00%	13		7	Y	3	R	11/2025		\$260.00

Clubs Cancelled Previous Fiscal Year – Clubs Cancelled within last 12 months may be reinstated

Club Number	Club Name	Charter Date	Current Status*	Cancellation Date
108971	LINCOLN HILLS	07/28/2010	Cancelled(6*)	08/29/2024
111417	SACRAMENTO METROPOLITAN	06/22/2011	Cancelled(6*)	08/29/2024

Current Total Clubs Count	YTD New Clubs Count	YTD Cancelled Clubs Count	YTD Net Club Gain	Current Total Members Count	YTD Add	YTD Drop	YTD Net Growth	YTD Net Growth %	Member Count 12 Months Ago	Average Member Count Per Club	% of Clubs with less than 20 members	% No Officer Report in 12 Months	% of Clubs with balance 90+ days	Number of Clubs in Status Quo	% Status Quo Clubs in Financial Suspension	Number of Cancelled Clubs	Average Cancelled Club Age	Members Lost Due to Cancellation	% of Clubs Cancelled for Non-Financial Reasons
48	0	0	0	1,170	62	40	22	1.92%	1,224	24	46%	0%	8%	0	0%	0	0	0	0%

* - P - Priority Club. Cancellation Reasons: 1-Objectives/conduct, 2-Non-active club, 5-Non-existing club, 6-Disbanding, 7-Merger, 8-Financial Suspension, 9-District/Multiple District Dues.

** Red denotes below 15 active members.

*** Red denotes 20% + loss.

**** Y - all 3 (President, Secretary, Treasurer) club officers reported, N - not all 3 reported.

***** Abbreviation: N-New, IP-Immediate Past, R-Repeat.



Club Health Assessment for District 4 C6 through December 2025

			Status	Membership					Reports				Finance		LCIF	
Club Number	Club Name	Charter Date	Times in Status Quo in Past 2 Years	Current Member Count **	YTD Members Added	YTD Members Dropped	YTD Net Growth ***	Member Count 1 Year Ago	Dropped Members Avg.Length of Service	Months Since Membership Update	Current Officers Reported ****	Current President Repeated Term	VP Reported *****	Last Date Reported Service (mm/yyyy)	Account Balance	YTD Donations
Clubs less than two years old																
182138	Mountain View Gateway	05/08/2025	Active	47	21	0	80.77%	0		1	Y	2	R	05/2025	90+ Days	\$50.00
188664	Silicon Valley Golden Hearts	09/30/2025	Active	27	27	0	100.00%	0		1	Y		N			
190682	Silicon Valley Open Doors	11/05/2025	Newly Chartered	24	24	0	100.00%	0		1	Y					
Clubs more than two years old																
2201	CABRILLO HOST Exc Award (06/30/2017)	02/22/1961	Active(1)	31	0	0	0.00%	26		2	Y	2		11/2025	90+ Days	\$515.00
142383	Capitola Coast	08/13/2020	Active	17	2	0	13.33%	15		3	Y		N	11/2024		\$215.00
2205	CARMEL HOST	10/30/1942	Active	22	0	2	-8.33%	24	25	3	Y		IP	11/2025		
102621	CARMEL MISSION TRAIL Exc Award (06/30/2017)	06/23/2008	Active	19	0	0	0.00%	19		7	Y			09/2025		\$510.00
2209	CUPERTINO DE ANZA Exc Award (06/30/2023)	01/12/1969	Active(1)	40	1	0	2.56%	42		4	Y		IP	06/2025		\$10.00
2208	CUPERTINO HOST	11/06/1951	Active	32	2	3	-3.03%	33	1	0	Y		N	11/2025	90+ Days	\$10.00
40588	FREEDOM	12/31/1981	Active	31	0	0	0.00%	32		12	Y			10/2024	90+ Days	\$20.00
2210	GILROY	03/22/1956	Active	17	5	1	30.77%	12	4	0	Y	6	R	12/2025	90+ Days	\$40.00
2212	GREENFIELD	10/12/1948	Active(1)	14	0	0	0.00%	15		4	Y	5	R	02/2025		
29728	HOLLISTER Exc Award (06/30/2023)	08/23/1974	Active	17	5	0	41.67%	12		0	Y	2	N	12/2025		\$480.00
2213	KING CITY	10/15/1945	Active	41	6	3	7.89%	37	0	1	Y		N	12/2025		\$870.00
2215	LOS GATOS Exc Award (06/30/2018, 06/30/2024)	12/14/1945	Active	87	3	5	-2.25%	90	4	1	Y		N	08/2025		\$25,320.00
156030	Milpitas Dragonfly	09/18/2023	Active(2)	18	0	0	0.00%	18		18	Y	3		04/2025		
66811	MILPITAS EXECUTIVE Exc Award (06/30/2019, 06/30/2024)	11/13/2002	Active	44	6	24	-29.03%	64	3	0	Y		N	11/2025		\$650.00
109101	MILPITAS GATEWAY SILICON VALLEY Exc Award (06/30/2023)	09/03/2010	Active(1)	14	0	9	-39.13%	36	5	3	Y			11/2024		\$295.00
2218	MONTEREY OLD CAPITOL	06/18/1964	Active	15	0	1	-6.25%	16	36	3	Y	7		02/2025		\$20.00



Club Health Assessment for District 4 C6 through December 2025

			Status	Membership						Reports				Finance	LCIF	
Club Number	Club Name	Charter Date	Times in Status Quo in Past 2 Years	Current Member Count **	YTD Members Added	YTD Members Dropped	YTD Net Growth% ***	Member Count 1 Year Ago	Dropped Members Avg.Length of Service	Months Since Membership Update	Current Officers Reported ****	Current President Repeated Term	VP Reported *****	Last Date Reported Service (mm/yyyy)	Account Balance	YTD Donations
42975	Morgan Hill	08/11/1983	P- Active	10	0	0	0.00%	0		0	Y	2		01/2025		\$10.00
	Exc Award (06/30/2016)															
31988	PRUNEDALE HOST	04/07/1976	Active	23	4	2	9.52%	21	16	2	Y			08/2025	90+ Days	
	Exc Award (06/30/2021, 06/30/2023)															
2225	SALINAS HOST	03/31/1938	Active	13	1	10	-40.91%	24	5	0	Y		IP	07/2025	90+ Days	\$1,140.00
2232	SAN JOSE ALMADEN SUPER	01/31/1956	Active	42	3	1	5.00%	43	0	1	Y		N	12/2025		\$2,159.00
	Exc Award (06/30/2023, 06/30/2024)															
2231	SAN JOSE CAMPBELL W SAN JOSE	05/08/1952	Active	36	2	1	2.86%	32	38	1	N	2	N	12/2025		\$810.00
	Exc Award (06/30/2021)															
110100	SAN JOSE JAPANTOWN	01/11/2011	Active	18	0	0	0.00%	15		3	Y	5		11/2025		\$200.00
138223	San Jose Kaisahan Unity	06/07/2019	Active	19	4	8	-17.39%	22	4	0	Y	2	N	11/2025	90+ Days	
28171	SAN JOSE LOS AMIGOS	03/26/1974	Active(3)	10	0	0	0.00%	15		7	Y		N	03/2025		
66523	SAN JOSE PIONEER	07/16/2002	Active(1)	36	0	0	0.00%	36		8	Y		N	05/2025		
47861	SAN JOSE SAMPAGUITA	11/24/1987	Active	21	2	3	-4.55%	22	13	0	Y		N	12/2025		\$120.00
	Exc Award (06/30/2021, 06/30/2024)															
59329	SAN JOSE SCALES OF JUSTICE	04/08/1997	Active	16	0	0	0.00%	17		6	N		N	08/2025		\$1,140.00
	Exc Award (06/30/2021)															
151564	San Jose Sunshine	08/26/2022	Active(2)	0	0	9	-100.00%	15	3	0	N	None		11/2024		
106291	SAN JOSE WILLOW GLEN	08/17/2009	Active	21	4	1	16.67%	15	40	2	Y		R	12/2025		\$350.00
2236	SAN MARTIN	10/19/1951	Active	25	1	0	4.17%	19		2	Y		N	12/2025		\$3,140.00
	Exc Award (06/30/2025)															
2237	SANTA CLARA HOST	05/16/1947	Active	13	0	0	0.00%	11		8	Y	8		11/2024		
2238	SANTA CRUZ HOST	06/27/1929	Active	47	1	1	0.00%	52	10	0	Y		N	11/2024		\$160.00
2240	SARATOGA	02/21/1947	Active(2)	5	1	0	25.00%	4		4	Y			12/2025		
	Exc Award (06/30/2018)															
2242	SEASIDE	10/24/1946	Active	8	1	0	14.29%	8		4	Y	2	R	12/2025		\$50.00
138637	Silicon Valley Roaring Cyber	06/21/2019	Active	13	0	0	0.00%	13		12	Y	5		12/2025		\$950.00
2243	SOLEDAD	09/12/1947	Active	25	0	0	0.00%	23		4	Y	2	N	02/2025		\$100.00
132212	Sunnyvale Everest	07/14/2017	Active(2)	9	0	0	0.00%	19		6	Y	3		01/2025		
2244	SUNNYVALE HOST	03/23/1932	Active	30	1	2	-3.23%	30	16	1	Y		N	12/2025		\$510.00



Club Health Assessment for District 4 C6 through December 2025

						Status		Membership					Reports				Finance		LCIF	
						Times in Status Quo in Past 2 Years		Current Member Count **	YTD Members Added	YTD Members Dropped	YTD Net Growth***	Member Count 1 Year Ago	Dropped Members Avg.Length of Service	Months Since Membership Update	Current Officers Reported ****	Current President Repeated Term	VP Reported *****	Last Date Reported Service (mm/yyyy)	Account Balance	YTD Donations
Club Number	Club Name		Charter Date																	
Current Total Clubs Count	YTD New Clubs Count	YTD Cancelled Clubs Count	YTD Net Club Gain	Current Total Members Count	YTD Add	YTD Drop	YTD Net Growth %	Member Count 12 Months Ago	Average Member Count Per Club	% of Clubs with less than 20 members	% No Officer Report in 12 Months	% of Clubs with balance 90+ days	Number of Clubs in Status Quo	% Status Quo Clubs in Financial Suspension	Number of Cancelled Clubs	Average Cancelled Club Age	Members Lost Due to Cancellation	% of Clubs Cancelled for Non-Financial Reasons		
41	2	0	2	997	127	86	41	4.29%	947	24	49%	0%	20%	0	0%	0	0	0	0%	

* - P - Priority Club. Cancellation Reasons: 1-Objectives/conduct, 2-Non-active club, 5-Non-existing club, 6-Disbanding, 7-Merger, 8-Financial Suspension, 9-District/Multiple District Dues.

** Red denotes below 15 active members.

*** Red denotes 20% + loss.

**** Y - all 3 (President, Secretary, Treasurer) club officers reported, N - not all 3 reported.

***** Abbreviation: N-New, IP-Immediate Past, R-Repeat.



Club Health Assessment for District 4 A1 through December 2025

			Status	Membership						Reports				Finance	LCIF	
Club Number	Club Name	Charter Date	Times in Status Quo in Past 2 Years	Current Member Count **	YTD Members Added	YTD Members Dropped	YTD Net Growth% ***	Member Count 1 Year Ago	Dropped Members Avg.Length of Service	Months Since Membership Update	Current Officers Reported ****	Current President Repeated Term	VP Reported *****	Last Date Reported Service (mm/yyyy)	Account Balance	YTD Donations
Clubs less than two years old																
182692	Merced Healthy Leo	06/18/2025	Active	24	4	0	20.00%	0		1	Y	2	N	12/2025		\$360.00
181676	Stockton Healthy	05/30/2025	Active	28	5	9	-12.50%	0	0	0	Y		N	12/2025		
Clubs more than two years old																
2248	ATWATER WINTON	09/27/1950	Active	30	0	2	-6.25%	33	1	0	Y		N	12/2025		\$80.00
	Exc Award (06/30/2021, 06/30/2023, 06/30/2025)															
2249	BASS LAKE	01/30/1973	Active	15	3	3	0.00%	15	8	1	Y	3	N	11/2025		
2250	CERES	05/16/1947	Active	85	3	5	-2.30%	93	3	1	Y		N	01/2025	90+ Days	
	Exc Award (06/30/2018)															
2251	CHOWCHILLA	01/28/1928	Active	18	3	3	0.00%	18	7	0	Y		N	02/2025		
98271	CHOWCHILLA LIONESS	01/15/2007	Active	12	1	1	0.00%	14	0	2	Y	7		12/2025		\$1,600.00
2252	CLEMENTS LOCKEFORD	03/11/1949	Active	41	1	1	0.00%	41	0	1	Y			05/2025		
47759	COPPEROPOLIS LAKE TULLOCH	10/13/1987	Active	34	4	0	13.33%	39		2	Y		N	11/2025		
2253	CROWS LANDING	04/26/1949	Active	19	0	0	0.00%	19		3	Y		N	01/2025		
2255	DENAIR	04/21/1949	Active	39	0	0	0.00%	40		0	Y		N	11/2025		
2256	DOS PALOS	03/20/1967	Active	28	0	0	0.00%	28		18	Y	13		05/2025		
2258	ESCALON	03/07/1946	Active	41	2	1	2.50%	39	52	1	Y	2	R	04/2025		\$4,010.00
2259	GUSTINE	10/11/1948	Active	22	2	0	10.00%	23		5	Y	11	R	08/2024		
2260	HILMAR-IRWIN-STEVINSON L C	04/07/1965	Active	32	0	0	0.00%	25		2	Y	3	R	11/2024		
135129	Hughson	06/22/2018	Active	39	0	1	-2.50%	44	1	1	Y		N	10/2024		
	Exc Award (06/30/2023)															
2263	JACKSON	02/18/1927	Active	102	4	3	0.99%	98	16	0	Y		N	12/2025		
105237	LATHROP	04/13/2009	P- Active	17	2	0	13.33%	13		3	Y	14		10/2025		
2265	LE GRAND	01/19/1940	Active(1)	19	1	0	5.56%	18		6	Y		N	04/2025	90+ Days	
2266	LINDEN	02/02/1951	Active	152	4	1	2.01%	155	57	4	Y		N	10/2025		\$100.00
	Exc Award (06/30/2024)															
2267	LIVINGSTON	02/11/1959	Active	20	0	0	0.00%	20		17	Y			08/2024		\$50.00




Club Health Assessment for District 4 A1 through December 2025

			Status	Membership						Reports				Finance		LCIF
Club Number	Club Name	Charter Date	Times in Status Quo in Past 2 Years	Current Member Count **	YTD Members Added	YTD Members Dropped	YTD Net Growth% ***	Member Count 1 Year Ago	Dropped Members Avg.Length of Service	Months Since Membership Update	Current Officers Reported ****	Current President Repeated Term	VP Reported *****	Last Date Reported Service (mm/yyyy)	Account Balance	YTD Donations
2268	LODI	01/18/1940	Active	14	0	2	-12.50%	23	9	0	Y	2		09/2025		
46183	LODI MEXICAN AMERICAN	05/12/1986	P- Active(1)	19	0	0	0.00%	21		10	Y		N	09/2025		
2270	LOS BANOS	12/08/1944	Active	19	6	1	35.71%	13	0	1	Y		IP	11/2025		\$10.00
61592	MADERA MADERA EVENING	03/08/1999	Active	39	0	7	-15.22%	47	5	0	Y		N	12/2025		\$1,170.00
Exc Award (06/30/2022, 06/30/2023)																
2274	MARIPOSA	11/13/1940	Active	105	10	22	-10.26%	118	5	1	Y		N	10/2025		
Exc Award (06/30/2021, 06/30/2023)																
2276	MERCED BREAKFAST	05/05/1959	Active	55	0	0	0.00%	52		1	Y		N	10/2025		\$5,531.00
Exc Award (06/30/2023)																
143071	Merced County LE Lions	10/13/2020	Active	26	3	1	8.33%	24	0	1	Y	5	N	11/2025		
2279	MODESTO 500 CLUB	03/30/1950	P- Active	31	0	0	0.00%	38		4	Y		N	10/2025		\$1,100.00
39671	MOKELUMNE HILL	04/02/1981	Active	30	2	0	7.14%	28		1	Y			11/2025		
Exc Award (06/30/2024)																
2282	MURPHYS ANGELS	09/12/1950	Active	39	0	0	0.00%	39		3	Y		N	05/2025		
2284	NORTH FORK	08/03/1950	Active	16	2	1	6.67%	13	23	1	Y	10	N	09/2025		
2285	OAKDALE	10/21/1943	Active	74	6	3	4.23%	66	20	1	Y		N	12/2025		\$4,271.00
2286	PATTERSON	05/27/1947	Active	63	2	2	0.00%	66	7	2	Y		N	09/2025		\$370.00
2288	RIPON	01/28/1944	Active	25	2	1	4.17%	24	9	0	Y		N	12/2025		
2291	SIERRA	08/17/1960	Active	16	2	2	0.00%	14	7	3	Y			09/2025		
2292	SONORA	04/24/1922	Active	33	1	3	-5.71%	34	7	2	Y		R	12/2025		
Exc Award (06/30/2016, 06/30/2019, 06/30/2023)																
47862	STOCKTON DELTA PACIFICA	11/10/1987	Active	12	2	0	20.00%	11		3	Y	2	N	12/2025		\$80.00
2294	STOCKTON HOST	08/19/1920	Active	45	1	0	2.27%	42		5	Y	2	R	09/2025	90+ Days	\$10.00
2298	STOCKTON SAN JOAQUIN	02/26/1958	P- Active	15	3	2	7.14%	18	10	3	Y		N	12/2025		\$141.00
Exc Award (06/30/2024)																
111484	SUTTER CREEK	06/23/2011	P- Active	11	1	1	0.00%	11	14	0	Y	4		12/2025		
Exc Award (06/30/2017, 06/30/2018)																
2302	TRACY BREAKFAST	03/17/1960	Active	52	0	2	-3.70%	54	29	2	Y	2	R	12/2025		
Exc Award (06/30/2023)																
67535	TRACY TANK TOWN	03/31/2003	Active	10	0	0	0.00%	12		3	Y		N	12/2025		\$200.00



Club Health Assessment for District 4 A1 through December 2025



Club Number	Club Name	Charter Date	Status	Membership						Reports				Finance	LCIF	
			Times in Status Quo in Past 2 Years	Current Member Count **	YTD Members Added	YTD Members Dropped	YTD Net Growth% ***	Member Count 1 Year Ago	Dropped Members Avg.Length of Service	Months Since Membership Update	Current Officers Reported ****	Current President Repeated Term	VP Reported *****	Last Date Reported Service (mm/yyyy)	Account Balance	YTD Donations
2303	TRI DAMS L C	02/10/1965	P- Active	10	0	0	0.00%	20		6	Y	4	N	05/2025		
2304	TURLOCK	01/03/1945	Active	41	0	3	-6.82%	44	20	3	Y			05/2025		
37207	UPCOUNTRY 88	06/05/1979	Active	13	0	0	0.00%	13		3	Y	3		12/2025		
Exc Award (06/30/2018)																
2306	WATERFORD	04/29/1947	Active	19	0	0	0.00%	18		3	Y	10	R	05/2025		
2307	WEST POINT	01/12/1951	Active	12	4	1	33.33%	9	16	1	Y	7	R	12/2025		

Clubs Cancelled Previous Fiscal Year – Clubs Cancelled within last 12 months may be reinstated

Club Number	Club Name	Charter Date	Current Status*	Cancellation Date
40408	ARNOLD	10/09/1981	Cancelled(6*)	06/29/2025
2277	MERCED GOLDEN	01/14/1967	Cancelled(6*)	06/29/2025

Current Total Clubs Count	YTD New Clubs Count	YTD Cancelled Clubs Count	YTD Net Club Gain	Current Total Members Count	YTD Add	YTD Drop	YTD Net Growth	YTD Net Growth %	Member Count 12 Months Ago	Average Member Count Per Club	% of Clubs with less than 20 members	% No Officer Report in 12 Months	% of Clubs with balance 90+ days	Number of Clubs in Status Quo	% Status Quo Clubs in Financial Suspension	Number of Cancelled Clubs	Average Cancelled Club Age	Members Lost Due to Cancellation	% of Clubs Cancelled for Non-Financial Reasons
48	0	0	0	1,661	86	84	2	0.12%	1,647	35	40%	0%	6%	0	0%	0	0	0	0%

* - P - Priority Club. Cancellation Reasons: 1-Objectives/conduct, 2-Non-active club, 5-Non-existing club, 6-Disbanding, 7-Merger, 8-Financial Suspension, 9-District/Multiple District Dues.

** Red denotes below 15 active members.

*** Red denotes 20% + loss.

**** Y - all 3 (President, Secretary, Treasurer) club officers reported, N - not all 3 reported.

***** Abbreviation: N-New, IP-Immediate Past, R-Repeat.



Club Health Assessment for District 4 A2 through December 2025

			Status	Membership						Reports				Finance	LCIF	
Club Number	Club Name	Charter Date	Times in Status Quo in Past 2 Years	Current Member Count **	YTD Members Added	YTD Members Dropped	YTD Net Growth% ***	Member Count 1 Year Ago	Dropped Members Avg.Length of Service	Months Since Membership Update	Current Officers Reported ****	Current President Repeated Term	VP Reported *****	Last Date Reported Service (mm/yyyy)	Account Balance	YTD Donations
Clubs less than two years old																
182812	Fresno Community	06/19/2025	Active	19	0	1	-5.00%	0	0	1	Y	2		09/2025	90+ Days	
Clubs more than two years old																
2310	ARVIN	03/30/1939	Active	16	2	4	-11.11%	16	18	0	N		N	04/2025		
2312	BAKERSFIELD BREAKFAST	04/30/1958	Active	28	0	0	0.00%	28		17	Y			10/2024		
117023	BAKERSFIELD DONGHAE	05/30/2012	Active(2)	4	0	0	0.00%	4		17	Y	10		02/2024		
2313	BAKERSFIELD EAST BAKERS	10/19/1949	Active	21	0	1	-4.55%	21	22	1	Y			11/2024		
2311	BAKERSFIELD HOST	07/08/1926	Active	7	0	0	0.00%	8		8	Y			03/2025		
51944	BAKERSFIELD SPORTS	08/09/1991	Active	10	0	0	0.00%	10		7	N		N	12/2025		
2317	BUTTONWILLOW	03/13/1941	Active	175	25	13	7.36%	178	8	1	Y	3	R	11/2025		\$1,100.00
120360	California City Host	09/19/2013	Active	7	0	0	0.00%	7		11	Y			10/2024		
2319	CARUTHERS	09/28/1949	Active	34	2	1	3.03%	29	14	5	Y	2	R	11/2024		
2320	CLOVIS	03/11/1946	Active	12	3	3	0.00%	12	10	0	Y		N	12/2025		
127260	Clovis Country	04/13/2016	Active	17	0	1	-5.56%	21	1	5	Y	2	N	12/2025		\$4,100.00
2321	COALINGA	02/25/1938	Active	12	0	0	0.00%	12		9	Y	9		11/2024		
2322	CORCORAN	11/17/1941	Active	4	0	0	0.00%	5		8	Y			02/2024		
43319	CUTLER OROSI LC	01/26/1984	Active	33	3	4	-2.94%	35	12	1	Y	2	R	10/2025	90+ Days	
Exc Award (06/30/2021, 06/30/2025)																
2323	DELANO	05/25/1945	Active	13	5	3	18.18%	8	1	1	Y	4		11/2025		
2326	DINUBA	06/15/1945	Active	23	0	3	-11.54%	26	27	0	N		N	04/2025	90+ Days	\$20.00
2328	EASTON	12/14/1948	Active	20	0	0	0.00%	20		10	Y	2		01/2025		
2330	EXETER	11/10/1938	Active	52	3	6	-5.45%	59	10	1	Y		N	10/2024		
2334	FOWLER	02/21/1927	Active	32	2	0	6.67%	24		4	Y	2	R	10/2025	90+ Days	
134725	Fresno Alliance Families and Veterans	05/11/2018	Active(2)	0	0	9	-100.00%	0	1	0	N	None		04/2025		
2336	FRESNO HOST	10/09/1920	Active	30	1	3	-6.25%	30	1	1	Y		R	05/2025		
Exc Award (06/30/2021, 06/30/2023)																
2338	FRESNO NORTH FRESNO	09/26/1949	Active	28	4	4	0.00%	29	31	0	Y		N	12/2025		\$1,000.00



Club Health Assessment for District 4 A2 through December 2025

			Status	Membership						Reports				Finance	LCIF	
Club Number	Club Name	Charter Date	Times in Status Quo in Past 2 Years	Current Member Count **	YTD Members Added	YTD Members Dropped	YTD Net Growth***	Member Count 1 Year Ago	Dropped Members Avg.Length of Service	Months Since Membership Update	Current Officers Reported ****	Current President Repeated Term	VP Reported *****	Last Date Reported Service (mm/yyyy)	Account Balance	YTD Donations
119817	Fresno Pride	06/27/2013	Active	5	0	2	-28.57%	7	9	0	Y			06/2025		
62438	FRESNO UNLIMITED	10/22/1999	Active	18	0	0	0.00%	18		3	Y			10/2024		
2340	HANFORD BREAKFAST	04/22/1959	Active	26	0	0	0.00%	23		7	Y		R	12/2025		\$957.50
	Exc Award (06/30/2016, 06/30/2023, 06/30/2024)															
2342	IVANHOE	07/24/1947	Active	46	3	3	0.00%	46	3	2	Y	2	R	04/2025	90+ Days	
2343	KERMAN	02/07/1938	Active	14	0	0	0.00%	14		15	Y	14	R	09/2024		
120446	Kings	10/15/2013	Active	27	0	0	0.00%	27		12	Y	2	N	12/2025		
	Exc Award (06/30/2016, 06/30/2024)															
2346	KINGSBURG	02/18/1946	Active	46	0	0	0.00%	47		9	Y		N	11/2024		
2347	LAMONT	02/26/1946	Active	13	0	0	0.00%	13		1	Y	4		10/2023		
2348	LATON	12/09/1964	Active	50	4	17	-20.63%	64	4	1	Y		N	11/2025		\$100.00
2349	LEMOORE	08/31/1949	Active	17	0	0	0.00%	20		8	Y		R	11/2024		
	Exc Award (06/30/2017)															
2351	McFARLAND	05/31/1945	Active	21	0	0	0.00%	20		6	Y		N	12/2025		\$100.00
	Exc Award (06/30/2020, 06/30/2023)															
2355	ORANGE COVE	10/30/1947	Active	10	1	2	-9.09%	8	42	0	Y			12/2025		
2356	PARLIER	02/26/1951	Active	26	3	3	0.00%	24	7	0	Y		N	09/2025		
2358	PIXLEY	10/03/1947	Active	10	0	2	-16.67%	12	18	2	N	9		12/2024		
2359	PONDEROSA L C	10/25/1967	Active	20	3	1	11.11%	21	1	3	Y	4	R	04/2025	90+ Days	
2361	PORTERVILLE BREAKFAST	02/24/1960	Active	44	0	0	0.00%	44		14	Y			06/2025	90+ Days	
2362	REEDLEY	11/08/1922	Active	30	3	1	7.14%	31	21	1	Y		N	12/2025		\$100.00
	Exc Award (06/30/2024)															
65400	RICHGROVE	05/21/2002	Active	20	3	0	17.65%	19		3	Y		R	12/2025	90+ Days	\$100.00
	Exc Award (06/30/2021)															
2451	RIDGECREST	07/06/1948	Active	17	0	0	0.00%	17		9	Y	2		03/2025		\$1,000.00
	Exc Award (06/30/2018)															
2363	RIVERDALE	03/17/1938	Active	59	5	5	0.00%	58	4	0	Y		N	11/2025	90+ Days	
	Exc Award (06/30/2023)															
2364	ROSEDALE HIGHWAY	04/23/1956	Active	18	0	1	-5.26%	19	24	2	Y		N	03/2025		
2366	SAN JOAQUIN TRANQUILL	04/17/1947	Active	26	1	0	4.00%	25		2	Y		IP	10/2024	90+ Days	



Club Health Assessment for District 4 A2 through December 2025

			Status		Membership					Reports					Finance		LCIF	
Club Number	Club Name	Charter Date	Times in Status Quo in Past 2 Years	Current Member Count **	YTD Members Added	YTD Members Dropped	YTD Net Growth% ***	Member Count 1 Year Ago	Dropped Members Avg.Length of Service	Months Since Membership Update	Current Officers Reported ****	Current President Repeated Term	VP Reported *****	Last Date Reported Service (mm/yyyy)	Account Balance	YTD Donations		
2367	SELMA	03/29/1940	Active	8	0	2	-20.00%	10	1	2	Y	9	N	11/2025				
82665	SELMA CENTRAL VALLEY	06/17/2004	Active	60	2	0	3.45%	63		3	Y		R	10/2025				
129344	Selma Charter	11/01/2016	Active	7	0	6	-46.15%	15	6	3	N	2		10/2024				
2368	SHAFTER	01/11/1951	Active	15	0	0	0.00%	13		4	Y	3	N	10/2025				
36791	SHAVER LAKE	03/30/1979	Active	78	12	8	5.41%	74	7	1	Y	5	N	04/2025	90+ Days			
2370	SPRINGVILLE MOUNTAIN	11/15/1948	Active	42	2	0	5.00%	38		3	Y	2	R	04/2025	90+ Days			
2372	TAFT	05/11/1945	Active	19	0	1	-5.00%	23	44	5	Y			04/2025				
2479	TEHACHAPI	06/08/1950	Active	16	0	0	0.00%	18		6	Y			12/2025				
2374	THREE RIVERS	09/05/1947	Active	46	0	5	-9.80%	53	16	3	Y		N	10/2025				
2379	VISALIA BREAKFAST	02/20/1959	Active	91	6	6	0.00%	85	13	0	Y		N	12/2025		\$1,020.00		
Exc Award (06/30/2023)																		
2378	VISALIA HOST	06/30/1926	Active	27	2	0	8.00%	25		1	Y			08/2025	90+ Days			
107093	VISALIA PRIDE	12/22/2009	Active	33	4	0	13.79%	29		0	Y		N	12/2025		\$900.00		
Exc Award (06/30/2016, 06/30/2021, 06/30/2022, 06/30/2023)																		
2380	VISALIA SEQUOIA	11/02/1954	Active	19	0	0	0.00%	20		2	Y		N	11/2023		\$1,000.00		
Exc Award (06/30/2021)																		
57909	VISALIA SUNSET	02/27/1996	Active	23	2	0	9.52%	21		4	Y		N	12/2025		\$300.00		
Exc Award (06/30/2022)																		
2373	WEST COAST INDIAN CYBER	08/24/1964	Active	10	0	0	0.00%	10		5	Y	2	N	06/2025	90+ Days			
Exc Award (06/30/2023)																		
2382	WOODLAKE	09/04/1947	Active	49	2	0	4.26%	43		6	Y	3		05/2025	90+ Days			
Current Total Clubs Count	YTD New Clubs Count	YTD Cancelled Clubs Count	YTD Net Club Gain	Current Total Members Count	YTD Add	YTD Drop	YTD Net Growth %	Member Count 12 Months Ago	Average Member Count Per Club	% of Clubs with less than 20 members	% No Officer Report in 12 Months	% of Clubs with balance 90+ days	Number of Clubs in Status Quo	% Status Quo Clubs in Financial Suspension	Number of Cancelled Clubs	Average Cancelled Club Age	Members Lost Due to Cancellation	% of Clubs Cancelled for Non-Financial Reasons
61	0	0	0	1,703	108	121	-13	-0.76%	1,699	28	46%	0%	25%	0	0%	0	0	0



Club Health Assessment for District 4 A2 through December 2025

INTERNATIONAL

			Status	Membership					Reports				Finance	LCIF		
Club Number	Club Name	Charter Date	Times in Status Quo in Past 2 Years	Current Member Count **	YTD Members Added	YTD Members Dropped	YTD Net Growth% ***	Member Count 1 Year Ago	Dropped Members Avg.Length of Service	Months Since Membership Update	Current Officers Reported ****	Current President Repeated Term	VP Reported *****	Last Date Reported Service (mm/yyyy)	Account Balance	YTD Donations

* - P - Priority Club. Cancellation Reasons: 1-Objectives/conduct, 2-Non-active club, 5-Non-existing club, 6-Disbanding, 7-Merger, 8-Financial Suspension, 9-District/Multiple District Dues.
** Red denotes below 15 active members.
*** Red denotes 20% + loss.
**** Y - all 3 (President, Secretary, Treasurer) club officers reported, N - not all 3 reported.
***** Abbreviation: N-New, IP-Immediate Past, R-Repeat.



Club Health Assessment for District 4 A3 through December 2025

			Status	Membership						Reports				Finance		LCIF
Club Number	Club Name	Charter Date	Times in Status Quo in Past 2 Years	Current Member Count **	YTD Members Added	YTD Members Dropped	YTD Net Growth% ***	Member Count 1 Year Ago	Dropped Members Avg.Length of Service	Months Since Membership Update	Current Officers Reported ****	Current President Repeated Term	VP Reported *****	Last Date Reported Service (mm/yyyy)	Account Balance	YTD Donations
Clubs less than two years old																
172392	Port Hueneme	06/20/2024	Active(1)	31	2	5	-8.82%	38	1	1	N	3	N	11/2025		
Clubs more than two years old																
2384	ARROYO GRANDE	07/20/1949	Active	33	3	2	3.13%	33	4	0	Y	2	R	09/2025		
110047	CAMARILLO AMBER'S LIGHT	01/10/2011	Active	52	5	3	4.00%	53	8	1	Y		N	12/2025		\$2,000.00
Exc Award (06/30/2018, 06/30/2019, 06/30/2021, 06/30/2022, 06/30/2023)																
2409	CAMARILLO-SOMIS PLEASANT VLY	08/24/1945	Active	58	5	2	5.45%	58	21	0	Y		N	12/2025		\$7,600.00
2388	CAMBRIA	10/02/1945	Active	72	0	0	0.00%	68		4	Y		R	08/2025		
2389	CARPINTERIA	10/27/1927	Active	76	4	4	0.00%	78	13	1	Y		N	04/2025		\$500.00
Exc Award (06/30/2018, 06/30/2019)																
2441	CASTAIC	04/13/1954	Active	29	4	0	16.00%	33		3	Y		N	07/2024		
2390	CAYUCOS	07/28/1949	Active	49	2	3	-2.00%	49	2	1	Y		N	08/2024	90+ Days	
134425	Conejo Valley	04/24/2018	Active	18	2	1	5.88%	19	6	0	Y	2	N	10/2025		\$300.00
2392	FILLMORE	08/15/1927	Active	24	1	2	-4.00%	26	4	0	Y	2		05/2025		
2393	GREATER GOLETA-SANTA BARBARA	03/28/1941	Active	40	3	0	8.11%	36		4	Y	2	R	09/2025	90+ Days	\$3,150.00
130050	Guadalupe	02/24/2017	Active(2)	12	0	0	0.00%	12		7	Y	3		12/2024		
98385	LOS ANGELES MID-VALLEY	01/29/2007	Active(2)	8	0	1	-11.11%	17	52	0	Y	7		11/2024		
2400	MORRO BAY	10/01/1945	Active	25	1	1	0.00%	30	29	1	Y			12/2025		\$100.00
97206	NIPOMO	05/30/2006	Active	25	0	1	-3.85%	27	2	3	Y	2	N	06/2025		\$500.00
100701	OJAI VALLEY	12/03/2007	Active	66	8	3	8.20%	63	3	1	Y	2	R	04/2025	90+ Days	
2402	ORCUTT	05/29/1956	Active	47	2	3	-2.08%	43	3	0	Y	4	N	12/2025		\$120.00
Exc Award (06/30/2024)																
2404	OXNARD CHANNEL ISLAND	01/28/1969	Active	16	2	2	0.00%	16	2	2	Y		N	11/2025		
129443	Oxnard Downtown	11/29/2016	Active	16	2	1	6.67%	16	7	1	N	2	R	08/2025		
Exc Award (06/30/2022)																
2406	OXNARD NOONTIMERS	04/30/1954	Active	31	0	0	0.00%	27		8	Y		R	11/2025		\$1,000.00
2470	PALMDALE	07/25/1952	Active	11	0	0	0.00%	14		10	Y	7		10/2025		



Club Health Assessment for District 4 A3 through December 2025

				Membership							Reports				Finance		LCIF		
Club Number	Club Name	Charter Date	Status		Membership					Reports		Reports		Finance		LCIF			
			Times in Status Quo in Past 2 Years	Current Member Count **	YTD Members Added	YTD Members Dropped	YTD Net Growth% ***	Member Count 1 Year Ago	Dropped Members Avg.Length of Service	Months Since Membership Update	Current Officers Reported ****	Current President Repeated Term	VP Reported *****	Last Date Reported Service (mm/yyyy)	Account Balance	YTD Donations			
2407	PASO ROBLES	08/12/1939	Active	33	2	0	6.45%	35		1	Y		N	08/2024					
	Exc Award (06/30/2019)																		
2408	PISMO BEACH CITIES	09/14/1945	Active	21	1	1	0.00%	23	1	4	N	7	R	12/2025	90+ Days	\$100.00			
	Exc Award (06/30/2018)																		
2413	SAN MIGUEL	09/14/1949	Active	13	0	4	-23.53%	18	9	0	Y	13	N	12/2025					
2418	SANTA MARGARITA	06/23/1953	Active	16	3	0	23.08%	13		6	Y	2	N	07/2025					
44611	SANTA MARIA SUNRISERS	02/28/1985	Active	12	2	1	9.09%	17	11	0	Y	2	N	07/2025	90+ Days	\$200.00			
	Exc Award (06/30/2018)																		
2421	SANTA PAULA	12/08/1925	Active	20	0	0	0.00%	20		17	Y	2	R	08/2025		\$2,000.00			
2427	TEMPLETON	05/09/1955	Active	11	0	0	0.00%	11		14	Y	7		09/2025		\$500.00			
40409	VANDENBERG VILLAGE	10/21/1981	Active	28	6	0	27.27%	23		0	Y			12/2025		\$2,000.00			
2431	VENTURA DOWNTOWN	04/15/1923	Active	135	7	4	2.27%	137	23	0	Y		N	12/2025		\$8,490.00			
	Exc Award (06/30/2018, 06/30/2023)																		
Current Total Clubs Count	YTD New Clubs Count	YTD Cancelled Clubs Count	YTD Net Club Gain	Current Total Members Count	YTD Add	YTD Drop	YTD Net Growth	YTD Net Growth %	Member Count 12 Months Ago	Average Member Count Per Club	% of Clubs with less than 20 members	% No Officer Report in 12 Months	% of Clubs with balance 90+ days	Number of Clubs in Status Quo	% Status Quo Clubs in Financial Suspension	Number of Cancelled Clubs	Average Cancelled Club Age	Members Lost Due to Cancellation	% of Clubs Cancelled for Non-Financial Reasons
30	0	0	0	1,028	67	44	23	2.29%	1,053	34	33%	0%	17%	0	0%	0	0	0	0%

* - P - Priority Club. Cancellation Reasons: 1-Objectives/conduct, 2-Non-active club, 5-Non-existing club, 6-Disbanding, 7-Merger, 8-Financial Suspension, 9-District/Multiple District Dues.

** Red denotes below 15 active members.

*** Red denotes 20% + loss.

**** Y - all 3 (President, Secretary, Treasurer) club officers reported, N - not all 3 reported.

***** Abbreviation: N-New, IP-Immediate Past, R-Repeat.



Club Health Assessment for District 4 L2 through December 2025

			Status	Membership						Reports				Finance	LCIF	
Club Number	Club Name	Charter Date	Times in Status Quo in Past 2 Years	Current Member Count **	YTD Members Added	YTD Members Dropped	YTD Net Growth% ***	Member Count 1 Year Ago	Dropped Members Avg.Length of Service	Months Since Membership Update	Current Officers Reported ****	Current President Repeated Term	VP Reported *****	Last Date Reported Service (mm/yyyy)	Account Balance	YTD Donations
Clubs less than two years old																
157756	Diamond Valley	06/17/2024	Active	20	0	0	0.00%	25		2	N	5		09/2024		
191236	LA Phoenix	11/26/2025	Newly Chartered	26	26	0	100.00%	0		1	Y		N			
157497	Long Beach West	06/22/2024	Active	18	1	0	5.88%	12		2	Y	2		10/2025		\$250.00
156542	Los Angeles Industry Hills	06/22/2024	Active	9	0	12	-57.14%	20	1	5	N			11/2025		
180157	Los Angeles Region of Convergence Veterans	07/31/2025	Active	38	46	8	100.00%	0	0	0	Y		N			
172084	San Gabriel Valley	06/07/2024	Active	22	2	1	4.76%	23	2	1	Y	3	N	12/2025		
Clubs more than two years old																
61056	ALHAMBRA	07/29/1998	Active	16	0	0	0.00%	18		6	Y		R	08/2025		
63953	ARCADIA CHAMPION	02/09/2001	Active	19	3	4	-5.00%	14	2	2	Y		R	12/2025		\$5,000.00
Exc Award (06/30/2021, 06/30/2022)																
2485	ARCADIA HOST	09/21/1936	Active	12	2	2	0.00%	13	4	5	Y	5	R	08/2024	90+ Days	
2486	ARTESIA CERRITOS L C	12/17/1946	Active	19	0	0	0.00%	19		8	Y		N	04/2025	90+ Days	
2493	BELL GARDENS	02/29/1940	Active(1)	7	7	1	600.00%	1	7	1	N		N	01/2025	90+ Days	
2497	BELLFLOWER FAMILY	02/05/1923	Active	11	0	1	-8.33%	13	2	3	Y	3	R	03/2025		
2492	BELLFLOWER NOON	02/05/1964	Active	42	0	3	-6.67%	45	28	1	Y	2	R	08/2025		
2501	CENTRAL CITY EAST BOYLE HTS	03/08/1967	Active(1)	14	0	0	0.00%	14		5	N	None		11/2025		\$1,400.00
30706	CITY OF COMMERCE EVENING	05/15/1975	Active	23	2	1	4.55%	20	1	1	Y		R	12/2025		\$600.00
2498	COVINA BREAKFAST	04/04/1957	Active(1)	19	5	1	26.67%	24	0	1	N		N	11/2025	90+ Days	
2443	CRESCENTA VALLEY	01/14/1947	Active	19	0	1	-5.00%	21	15	0	Y	5	R	09/2025		\$1,250.00
Exc Award (06/30/2018, 06/30/2024)																
107468	DOWNEY	02/15/2010	Active(1)	9	1	0	12.50%	8		3	Y			07/2024		
2518	EAST LOS ANGELES	03/23/1927	Active	25	0	2	-7.41%	28	6	0	N	None		09/2024		
2502	EAST WHITTIER	01/27/1941	Active	15	0	1	-6.25%	18	23	3	Y		N	10/2024		
Exc Award (06/30/2017, 06/30/2018, 06/30/2019)																
2448	GLENDALE NORTHWEST GLENDALE	05/16/1956	Active(2)	4	0	0	0.00%	4		6	Y	2	N	08/2025		



Club Health Assessment for District 4 L2 through December 2025

			Status	Membership						Reports				Finance	LCIF	
Club Number	Club Name	Charter Date	Times in Status Quo in Past 2 Years	Current Member Count **	YTD Members Added	YTD Members Dropped	YTD Net Growth% ***	Member Count 1 Year Ago	Dropped Members Avg.Length of Service	Months Since Membership Update	Current Officers Reported ****	Current President Repeated Term	VP Reported *****	Last Date Reported Service (mm/yyyy)	Account Balance	YTD Donations
87944	HACIENDA HEIGHTS DYNASTY	05/02/2005	Active(1)	11	11	0	100.00%	0		5	Y	2		11/2024		
51406	HACIENDA HEIGHTS EAST VALLEY	03/12/1991	Active(1)	34	7	0	25.93%	19		1	Y		N	12/2025		\$200.00
2511	IRWINDALE	03/26/1964	Cancelled(8*)	0	0	16	-100.00%	16	14	17	N	None		12/2024	90+ Days	
	Exc Award (06/30/2017, 06/30/2018)															
2459	LA LOS FELIZ	02/24/1948	Active(1)	16	0	0	0.00%	16		18	N	None		10/2024		
	Exc Award (06/30/2023)															
143956	LA Star	12/23/2020	Active	16	0	0	0.00%	19		6	N	2	R	08/2025		
2512	LAKEWOOD	10/07/1941	Active(1)	17	0	0	0.00%	17		0	Y	2	R	11/2024		
2514	LONG BEACH BELMONT SHORE	09/26/1941	Active	3	0	3	-50.00%	7	10	0	Y	4		08/2025		
	Exc Award (06/30/2017)															
2513	LONG BEACH DOWNTOWN	08/27/1921	Active	41	0	6	-12.77%	47	25	0	Y			11/2025		
2515	LONG BEACH EAST LONG BEACH	06/23/1952	Active	12	1	0	9.09%	11		4	Y	9	R	11/2024		
49933	LOS ANGELES CHINESE	11/10/1989	Active	49	8	3	11.36%	47	3	0	Y	2	N	08/2025	90+ Days	\$1,400.00
	Exc Award (06/30/2016)															
106057	LOS ANGELES DIAMOND	07/07/2009	Active(1)	57	1	0	1.79%	99		0	Y			10/2025		\$2,100.00
44936	LOS ANGELES DYNASTY	05/06/1985	Active	13	5	0	62.50%	4		3	Y		R	11/2025		\$150.00
145595	Los Angeles Elite	03/10/2021	Active	106	34	2	43.24%	63	2	0	Y		N	12/2025		\$50.00
	Exc Award (06/30/2022)															
107222	LOS ANGELES ENVISION	01/08/2010	Active	17	0	0	0.00%	22		7	Y		N	12/2025	90+ Days	\$474.00
	Exc Award (06/30/2019, 06/30/2024)															
147699	Los Angeles Grace	07/23/2021	Active	24	3	2	4.35%	26	1	2	Y		N	12/2025	90+ Days	
131313	Los Angeles HH Centennial	06/14/2017	Active	12	0	0	0.00%	16		2	Y		N	11/2025		\$1,000.00
2456	LOS ANGELES HOST	09/12/1918	Active	25	0	0	0.00%	26		8	Y		N	08/2025		\$4,000.00
	Exc Award (06/30/2018, 06/30/2020, 06/30/2024)															
135012	Los Angeles Morality	06/13/2018	Active	11	4	1	37.50%	8	1	2	Y		N	08/2025		
	Exc Award (06/30/2019)															
119992	Los Angeles Overseas	07/16/2013	Active	48	8	4	9.09%	45	3	0	Y		N	09/2025		
145921	Los Angeles Royal	04/14/2021	Active(1)	55	0	0	0.00%	54		4	Y		R	12/2025		\$3,400.00
152278	Los Angeles Sun	09/23/2022	Active(1)	27	3	5	-6.90%	34	2	3	Y	2	N	12/2025		



Club Health Assessment for District 4 L2 through December 2025

			Status	Membership						Reports				Finance	LCIF	
Club Number	Club Name	Charter Date	Times in Status Quo in Past 2 Years	Current Member Count **	YTD Members Added	YTD Members Dropped	YTD Net Growth% ***	Member Count 1 Year Ago	Dropped Members Avg.Length of Service	Months Since Membership Update	Current Officers Reported ****	Current President Repeated Term	VP Reported *****	Last Date Reported Service (mm/yyyy)	Account Balance	YTD Donations
128757	Los Angeles Sunrise	08/29/2016	Active(1)	24	0	0	0.00%	32		4	Y		N	09/2025		
	Exc Award (06/30/2019, 06/30/2021)															
2520	MAYWOOD	04/12/1939	Active(1)	5	0	0	0.00%	5		8	N	4		09/2025		
144829	Monrovia	05/06/2021	Active	16	1	4	-15.79%	17	3	5	Y	2	R	11/2025		
2521	MONTEBELLO	05/07/1925	Active	56	6	1	9.80%	56	12	0	Y		N	10/2025		\$1,500.00
	Exc Award (06/30/2017, 06/30/2019, 06/30/2020, 06/30/2021, 06/30/2022, 06/30/2023, 06/30/2024)															
2522	MONTEREY PARK	12/15/1937	Active(1)	54	33	8	86.21%	0	16	0	Y	3	N	10/2025		
2523	NORWALK	06/04/1946	Active	36	0	0	0.00%	40		9	Y		N	08/2025		
	Exc Award (06/30/2019, 06/30/2023)															
2524	PARAMOUNT	12/05/1946	Active	20	0	0	0.00%	22		8	Y	2	R	08/2025		
	Exc Award (06/30/2024)															
2525	PASADENA HOST	03/26/1920	Active	34	0	0	0.00%	36		10	Y		N	09/2024		\$35,000.00
84794	ROWLAND HEIGHTS	02/01/2005	Active	33	12	3	37.50%	24	3	5	Y		R	08/2025		
140273	San Gabriel Hope	01/14/2020	Active(2)	10	0	0	0.00%	16		6	Y	5	R	07/2025		
54994	SAN GABRIEL TAIWANESE	10/25/1993	Active	31	2	5	-8.82%	33	4	1	Y		N	12/2025		\$1,000.00
116525	SAN GABRIEL VALLEY ENTREPRENEUR	04/24/2012	Active	9	0	5	-35.71%	14	3	3	Y		N	10/2025	90+ Days	
126161	San Marino Griffins	11/30/2015	Active(1)	1	0	0	0.00%	20		7	N	None		12/2024		\$1,455.00
106969	SOUTH PASADENA ROYAL	12/11/2009	Active(1)	18	0	0	0.00%	18		15	N	None		08/2025		
132076	Temple City Centennial	06/30/2017	Active	18	0	0	0.00%	18		19	Y		R	11/2025		\$4,130.00
	Exc Award (06/30/2019)															
2516	UPTOWN LONG BEACH	03/29/1944	Active	10	2	4	-16.67%	14	2	4	Y		R	08/2025		\$500.00
2538	WEST COVINA	01/12/1960	Active(2)	9	0	0	0.00%	19		6	N	3		12/2024		
2539	WHITTIER HOST	05/11/1922	Active	109	4	3	0.93%	116	10	0	Y	3	R	09/2024		\$1,000.00
105080	WHITTIER SPECIAL OLYMPICS SOLA	03/24/2009	Active	47	4	0	9.30%	48		1	Y		N	11/2025		\$50.00
	Exc Award (06/30/2017, 06/30/2018, 06/30/2021, 06/30/2023)															

Clubs Cancelled Previous Fiscal Year – Clubs Cancelled within last 12 months may be reinstated

Club Number	Club Name	Charter Date	Current Status*	Cancellation Date
-------------	-----------	--------------	-----------------	-------------------



Club Health Assessment for District 4 L2 through December 2025

INTERNATIONAL

			Status			Membership					Reports				Finance		LCIF		
Club Number	Club Name	Charter Date	Times in Status Quo in Past 2 Years	Current Member Count **	YTD Members Added	YTD Members Dropped	YTD Net Growth***	Member Count 1 Year Ago	Dropped Members Avg.Length of Service	Months Since Membership Update	Current Officers Reported ****	Current President Repeated Term	VP Reported *****	Last Date Reported Service (mm/yyyy)	Account Balance	YTD Donations			
66785	ARTESIA LITTLE INDIA	11/07/2002	Cancelled(8*)	12/30/2024															
174807	Los Angeles Rose	09/09/2024	Cancelled(8*)	03/29/2025															
68878	NORTHRIDGE	05/06/2003	Cancelled(8*)	10/29/2024															
156416	Norwalk Rosewood	06/17/2024	Cancelled(8*)	06/29/2025															
149898	San Gabriel Golden Bright	03/22/2022	Cancelled(8*)	06/29/2025															
2532	SIGNAL HILL	06/09/1948	Cancelled(8*)	12/30/2024															
Current Total Clubs Count	YTD New Clubs Count	YTD Cancelled Clubs Count	YTD Net Club Gain	Current Total Members Count	YTD Add	YTD Drop	YTD Net Growth	YTD Net Growth %	Member Count 12 Months Ago	Average Member Count Per Club	% of Clubs with less than 20 members	% No Officer Report in 12 Months	% of Clubs with balance 90+ days	Number of Clubs in Status Quo	% Status Quo Clubs in Financial Suspension	Number of Cancelled Clubs	Average Cancelled Club Age	Members Lost Due to Cancellation	% of Clubs Cancelled for Non-Financial Reasons
60	2	1	1	1,521	244	113	131	9.42%	1,484	25	55%	5%	13%	0	0%	1	187	16	-600%

* - P - Priority Club. Cancellation Reasons: 1-Objectives/conduct, 2-Non-active club, 5-Non-existing club, 6-Disbanding, 7-Merger, 8-Financial Suspension, 9-District/Multiple District Dues.

** Red denotes below 15 active members.

*** Red denotes 20% + loss.

**** Y - all 3 (President, Secretary, Treasurer) club officers reported, N - not all 3 reported.

***** Abbreviation: N-New, IP-Immediate Past, R-Repeat.




Club Health Assessment for District 4 L3 through December 2025

			Status	Membership						Reports				Finance	LCIF	
Club Number	Club Name	Charter Date	Times in Status Quo in Past 2 Years	Current Member Count **	YTD Members Added	YTD Members Dropped	YTD Net Growth% ***	Member Count 1 Year Ago	Dropped Members Avg.Length of Service	Months Since Membership Update	Current Officers Reported ****	Current President Repeated Term	VP Reported *****	Last Date Reported Service (mm/yyyy)	Account Balance	YTD Donations
Clubs less than two years old																
182933	L A Legacy	06/18/2025	Active	20	1	1	0.00%	0	0	2	Y	2		06/2025		
189804	LA Healthcare Professional	10/07/2025	Newly Chartered	23	23	0	100.00%	0		1	Y		N			
180090	LA Maharlika Doctors	01/21/2025	Active(1)	24	0	0	0.00%	0		1	Y		N	04/2025		
178472	Los Angeles Beneficent	12/27/2024	Active(1)	13	0	1	-7.14%	20	1	0	Y	2	R	04/2025		
182148	Los Angeles Better Tomorrow	06/04/2025	Active	20	0	0	0.00%	0		2	Y	2		06/2025		
178048	Los Angeles Blue-Blooded	12/03/2024	Active	36	6	1	16.13%	41	0	1	Y	2	R	12/2025		
182083	Los Angeles Crest	06/10/2025	Active(1)	25	5	2	13.64%	0	1	2	Y	2		06/2025		
182145	Los Angeles Eternity	06/10/2025	Active	15	0	5	-25.00%	0	1	0	Y	2		06/2025		
178590	Los Angeles Global Leaders	12/02/2024	Active	20	0	0	0.00%	20		6	Y	2		02/2025		
178558	Los Angeles Golden Coast	09/25/2024	Active	19	1	7	-24.00%	22	1	0	Y			06/2025		
187166	Los Angeles Noble Heart	07/15/2025	Active	31	31	0	100.00%	0		2	Y		N	08/2025	90+ Days	
Clubs more than two years old																
2541	AVALON	06/11/1947	Active	36	3	2	2.86%	34	10	1	Y	2	R	06/2025	90+ Days	\$100.00
130805	Beverly Hills	05/23/2017	Active(3)	4	0	0	0.00%	4		12	Y	3	R	06/2025		
2439	BURBANK NOON	06/20/1968	Active	10	0	1	-9.09%	11	12	5	Y	8	R	10/2024		\$100.00
Exc Award (06/30/2018)																
122045	Carson	05/06/2014	Active(1)	27	6	0	28.57%	20		1	Y	2	R	12/2025		
Exc Award (06/30/2015)																
2543	CULVER CITY	04/28/1923	Active(2)	11	0	0	0.00%	11		14	Y	11		11/2024		
2546	GARDENA VALLEY	11/26/1923	Active	23	0	0	0.00%	23		8	Y		N	11/2025		
2559	HAWTHORNE IMPERIAL L C	01/18/1938	Active(1)	4	0	0	0.00%	7		5	N	8		12/2024		
130114	Inglewood City of Champions	02/17/2017	Active	21	1	2	-4.55%	20	3	0	Y		R	12/2025		
37022	KAYUMANGGI L C	05/21/1979	Active	32	2	0	6.67%	31		2	Y		N	07/2024		\$2,500.00
140430	Los Angeles Arirang Specialty	12/17/2019	Cancelled(8*)	0	0	3	-100.00%	2	2	3	N	None		11/2024	90+ Days	
97674	LOS ANGELES BRILLIANT	09/01/2006	Active(1)	13	5	9	-23.53%	37	6	0	Y			09/2024		
50974	LOS ANGELES BUILDER	10/11/1990	Status Quo(4)	16	0	0	0.00%	16		8	Y		N	11/2024	90+ Days	



Club Health Assessment for District 4 L3 through December 2025

			Status	Membership						Reports				Finance	LCIF	
Club Number	Club Name	Charter Date	Times in Status Quo in Past 2 Years	Current Member Count **	YTD Members Added	YTD Members Dropped	YTD Net Growth% ***	Member Count 1 Year Ago	Dropped Members Avg.Length of Service	Months Since Membership Update	Current Officers Reported ****	Current President Repeated Term	VP Reported *****	Last Date Reported Service (mm/yyyy)	Account Balance	YTD Donations
38944	LOS ANGELES CENTRAL	10/30/1980	Active	23	1	2	-4.17%	27	18	4	Y			11/2025	90+ Days	\$1,100.00
60416	LOS ANGELES CORREGIDOR ISLAND	02/25/1998	Active	8	0	0	0.00%	8		9	Y	2	R	12/2024		
105461	LOS ANGELES COSMOPOLITAN	05/08/2009	Active	38	7	2	15.15%	35	6	0	Y			11/2025		
134631	Los Angeles Dignity Lions Club	05/30/2018	Active(1)	12	0	0	0.00%	11		9	Y	2	N	09/2024		
44204	LOS ANGELES DOWNTOWN	08/30/1984	Active(1)	32	1	0	3.23%	28		1	Y			09/2024		
95804	LOS ANGELES DYNAMIC	02/20/2006	Active	17	0	0	0.00%	15		7	Y		N	08/2025		
130862	Los Angeles Empowering	05/12/2017	Active	7	0	0	0.00%	7		17	Y	3	N	01/2025		
43320	LOS ANGELES FIL AM	01/26/1984	Active	25	9	7	8.70%	22	13	2	Y		N	09/2025		
2458	LOS ANGELES GRIFFITH PARK Exc Award (06/30/2016, 06/30/2018)	12/13/1927	Active	3	0	0	0.00%	3		17	N	None		11/2024		
132381	Los Angeles Hollywood Host Exc Award (06/30/2018)	08/04/2017	Active	16	0	0	0.00%	16		16	N	None		10/2024		
110866	LOS ANGELES HWARANG	04/21/2011	Active(1)	11	0	0	0.00%	11		15	Y	3		09/2024	90+ Days	\$300.00
31002	LOS ANGELES KOREATOWN	06/27/1975	Active(1)	91	5	0	5.81%	88		3	Y		N	04/2025		
29251	LOS ANGELES LITTLE TOKYC Exc Award (06/30/2016)	05/07/1974	Active	6	0	0	0.00%	6		7	Y	6	R	08/2024		
134253	Los Angeles Luzvimin	03/29/2018	Active	62	14	3	21.57%	59	1	0	Y	2	N	12/2025		
51959	LOS ANGELES MABUHAY	08/16/1991	Active(1)	4	0	0	0.00%	4		5	Y	3		11/2024		
61469	LOS ANGELES MAHARLIKA	02/01/1999	Active(1)	40	1	3	-4.76%	53	4	1	Y		N	12/2025		
2560	LOS ANGELES MIRACLE MILE	03/13/1947	Active	12	3	1	20.00%	10	41	1	N	None		02/2025		
140577	Los Angeles New Heritage Exc Award (06/30/2025)	12/27/2019	Active	22	0	4	-15.38%	26	5	0	Y			07/2025		
64318	LOS ANGELES NEW MILLENNIUM Exc Award (06/30/2023, 06/30/2024, 06/30/2025)	05/15/2001	Active	61	2	0	3.39%	57		1	Y		N	11/2025		
128092	Los Angeles Progressive	06/29/2016	Active	17	0	0	0.00%	17		2	Y			12/2025		
77387	LOS ANGELES SKYLINE	07/09/2003	Active	36	5	0	16.13%	31		0	Y		N	12/2025		
125349	Los Angeles Synergy Exc Award (06/30/2021, 06/30/2022)	07/13/2015	Active	17	3	0	21.43%	20		4	Y		N	12/2025		



Club Health Assessment for District 4 L3 through December 2025

			Membership							Reports				Finance		LCIF			
Club Number	Club Name	Charter Date	Status	Current Member Count **	YTD Members Added	YTD Members Dropped	YTD Net Growth% ***	Member Count 1 Year Ago	Dropped Members Avg.Length of Service	Months Since Membership Update	Current Officers Reported ****	Current President Repeated Term	VP Reported *****	Last Date Reported Service (mm/yyyy)	Account Balance	YTD Donations			
			Times in Status Quo in Past 2 Years																
136351	Los Angeles Tanay USA	09/07/2018	Active	10	1	2	-9.09%	6	0	2	Y		N	03/2025	90+ Days				
150849	Los Angeles The Future Leaders	06/10/2022	Active(1)	5	0	0	0.00%	6		6	Y			09/2024					
155643	Los Angeles True-Blue	10/13/2023	Active	96	10	15	-4.95%	104	1	0	N	None	N	09/2025					
155558	Los Angeles Unified	08/23/2023	Active	30	2	9	-18.92%	37	2	1	Y		N	06/2025					
107660	LOS ANGELES UNITY	02/24/2010	Active	4	0	0	0.00%	4		13	Y	2		09/2024					
149524	Los Angeles Vibrant	05/04/2022	Active	11	0	0	0.00%	21		0	Y		N	01/2025					
89219	LOS ANGELES WESTERN	09/01/2005	Active	18	0	0	0.00%	18		17	N	None		08/2024					
49130	LOS ANGELES WILSHIRE	01/06/1989	Active(1)	4	0	1	-20.00%	8	17	5	Y			09/2024					
2568	MALIBU	09/03/1948	Active	11	2	0	22.22%	9		4	Y	2	N	11/2024			90+ Days		
2573	PALOS VERDES PENINSULA	10/30/1961	Active	15	0	1	-6.25%	15	0	1	Y		IP	08/2024					
2572	REDONDO BEACH	07/11/1957	Active(1)	7	0	0	0.00%	7		21	Y	15	R	09/2024					
2574	San Pedro	09/19/1922	Active	12	0	1	-7.69%	16	13	3	Y	4	R	12/2025					
2576	SANTA MONICA-PACIFIC PALISADES	11/01/1923	Active	22	2	3	-4.35%	27	28	0	Y		N	10/2025		\$1,200.00			
93248	SOUTH BAY LOMITA	01/04/2006	Active	19	0	4	-17.39%	22	21	1	Y		N	12/2025					
Exc Award (06/30/2019)																			
133908	Southern California Inka	02/22/2018	Active(1)	26	1	0	4.00%	31		4	Y	2		09/2024					
2581	TORRANCE WEST TORRANCE	10/21/1963	Active	12	0	0	0.00%	12		17	Y	9		09/2024				\$300.00	
2582	VENICE MARINA LAX	02/29/1924	Active	23	0	1	-4.17%	21	5	2	Y	2		11/2025					
2583	WEST HOLLYWOOD	12/28/1926	Active(2)	14	0	0	0.00%	14		25	Y	7	R	09/2024	90+ Days				
2585	WILMINGTON	06/17/1936	Active	10	0	0	0.00%	10		4	Y	2	R	02/2025					
Current Total Clubs Count	YTD New Clubs Count	YTD Cancelled Clubs Count	YTD Net Club Gain	Current Total Members Count	YTD Add	YTD Drop	YTD Net Growth %	Member Count 12 Months Ago	Average Member Count Per Club	% of Clubs with less than 20 members	% No Officer Report in 12 Months	% of Clubs with balance 90+ days	Number of Clubs in Status Quo	% Status Quo Clubs in Financial Suspension	Number of Cancelled Clubs	Average Cancelled Club Age	Members Lost Due to Cancellation	% of Clubs Cancelled for Non-Financial Reasons	
63	2	1	1	1,352	153	93	60	4.64%	1,261	21	56%	5%	13%	1	100%	1	6	3	0%



Club Health Assessment for District 4 L3 through December 2025

INTERNATIONAL

			Status	Membership					Reports				Finance	LCIF		
Club Number	Club Name	Charter Date	Times in Status Quo in Past 2 Years	Current Member Count **	YTD Members Added	YTD Members Dropped	YTD Net Growth% ***	Member Count 1 Year Ago	Dropped Members Avg.Length of Service	Months Since Membership Update	Current Officers Reported ****	Current President Repeated Term	VP Reported *****	Last Date Reported Service (mm/yyyy)	Account Balance	YTD Donations

* - P - Priority Club. Cancellation Reasons: 1-Objectives/conduct, 2-Non-active club, 5-Non-existing club, 6-Disbanding, 7-Merger, 8-Financial Suspension, 9-District/Multiple District Dues.

** Red denotes below 15 active members.

*** Red denotes 20% + loss.

**** Y - all 3 (President, Secretary, Treasurer) club officers reported, N - not all 3 reported.

***** Abbreviation: N-New, IP-Immediate Past, R-Repeat.



Club Health Assessment for District 4 L4 through December 2025

			Status	Membership						Reports				Finance	LCIF	
Club Number	Club Name	Charter Date	Times in Status Quo in Past 2 Years	Current Member Count **	YTD Members Added	YTD Members Dropped	YTD Net Growth% ***	Member Count 1 Year Ago	Dropped Members Avg.Length of Service	Months Since Membership Update	Current Officers Reported ****	Current President Repeated Term	VP Reported *****	Last Date Reported Service (mm/yyyy)	Account Balance	YTD Donations
Clubs more than two years old																
2586	ANAHEIM	10/06/1922	Active(1)	14	1	1	0.00%	14	0	5	Y	2	N	10/2025		
2590	BREA	07/25/1922	Active	11	0	0	0.00%	11		1	Y	2	N	10/2025		\$1,600.00
2592	BUENA PARK NOON	10/15/1957	Active	27	0	0	0.00%	24		7	Y		N	12/2025		\$300.00
Exc Award (06/30/2022)																
49097	CHINO VALLEY CA	12/27/1988	Active	21	1	2	-4.55%	23	35	0	Y	3	N	10/2025		\$768.00
Exc Award (06/30/2018, 06/30/2020, 06/30/2021, 06/30/2023)																
2596	COSTA MESA NEWPORT HARBOR	03/08/1927	Active	26	13	5	44.44%	29	0	0	Y		N	12/2025		\$250.00
Exc Award (06/30/2022, 06/30/2023, 06/30/2024)																
145267	Costa Mesa-Goathill	05/07/2021	Active	18	0	1	-5.26%	19	5	1	Y	6	R	11/2025		
Exc Award (06/30/2022)																
2598	CUCAMONGA DISTRICT HOST	09/29/1947	Active	12	2	3	-7.69%	13	1	0	Y	2	N	11/2025		\$2,580.00
Exc Award (06/30/2017)																
31414	DIAMOND BAR BREAKFAST	12/09/1975	Active	27	1	0	3.85%	25		5	Y		N	12/2025		
2603	FULLERTON HOST	03/15/1939	Active	17	0	0	0.00%	17		4	Y		IP	12/2025		\$500.00
Exc Award (06/30/2022, 06/30/2023)																
2606	GARDEN GROVE HOST	11/08/1922	Active	32	2	0	6.67%	31		3	Y			11/2025		
Exc Award (06/30/2017, 06/30/2021, 06/30/2022, 06/30/2024)																
53288	HARBOR MESA	06/16/1992	Active	28	4	3	3.70%	31	17	0	Y		N	12/2025		\$50.00
2607	HUNTINGTON BEACH HOST	05/16/1938	Active	53	3	2	1.92%	56	12	0	Y		N	12/2025		
Exc Award (06/30/2017, 06/30/2023, 06/30/2024)																
2611	LA HABRA HOST	09/08/1947	Active	92	0	0	0.00%	103		7	Y		N	12/2025	90+ Days	\$5,000.00
Exc Award (06/30/2020, 06/30/2022, 06/30/2023, 06/30/2024)																
30495	LAGUNA NIGUEL	04/10/1975	Active	29	1	0	3.57%	29		1	Y		N	11/2025		\$100.00
Exc Award (06/30/2016, 06/30/2017, 06/30/2024)																
48528	MISSION VIEJO	05/06/1988	Active	9	1	0	12.50%	7		2	Y	3		12/2025		
58437	ONTARIO-UPLAND L C	06/17/1996	Active	14	0	0	0.00%	18		6	Y		IP	10/2025		\$600.00



Club Health Assessment for District 4 L4 through December 2025

			Status		Membership					Reports				Finance		LCIF		
Club Number	Club Name	Charter Date	Times in Status Quo in Past 2 Years	Current Member Count **	YTD Members Added	YTD Members Dropped	YTD Net Growth***	Member Count 1 Year Ago	Dropped Members Avg.Length of Service	Months Since Membership Update	Current Officers Reported ****	Current President Repeated Term	VP Reported *****	Last Date Reported Service (mm/yyyy)	Account Balance	YTD Donations		
Exc Award (06/30/2017)			Active	35	0	0	0.00%	26		6	Y	2		10/2025		\$1,000.00		
45646	ORANGE CH AMER OF ORANGE COUNT	01/21/1986																
Exc Award (06/30/2018, 06/30/2023, 06/30/2024)			Active	22	0	0	0.00%	23		7	Y	4	R	10/2025		\$125.00		
2620	ORANGE COUNTY CENTRAL	12/20/1922																
Exc Award (06/30/2018)			Active(1)	9	9	0	100.00%	8		2	Y			09/2025				
128711	Orange County Hana	08/24/2016																
Exc Award (06/30/2024)			Active	19	0	0	0.00%	19		5	Y		N	10/2025		\$4,050.00		
33816	ORANGE COUNTY KOREAN AMERICAN	05/10/1977																
Exc Award (06/30/2024)			Active	5	1	0	25.00%	6		0	Y			11/2025				
130760	Orange County Marshall B Ketchum University	04/27/2017																
Exc Award (06/30/2023)			Active	27	0	0	0.00%	28		6	Y	2		11/2025		\$100.00		
2623	POMONA HOST	03/04/1921																
Exc Award (06/30/2022, 06/30/2024)			Active	12	0	0	0.00%	8		7	Y	4	R	09/2025				
2627	SANTA ANA	01/24/1922																
Exc Award (06/30/2023)			Active	380	36	10	7.34%	367	10	0	Y	2	R	12/2025		\$18,600.00		
2630	SEAL BEACH	01/12/1939																
Exc Award (06/30/2017, 06/30/2022)			Active	14	0	0	0.00%	12		3	Y	3	R	08/2025				
2632	STANTON	11/11/1947																
Exc Award (06/30/2023)			Active	48	1	3	-4.00%	46	12	2	Y		N	12/2025				
2633	TUSTIN HOST	02/18/1948																
Exc Award (06/30/2016, 06/30/2017, 06/30/2020, 06/30/2022, 06/30/2023, 06/30/2024, 06/30/2025)			Active	11	1	0	10.00%	11		6	Y	6		04/2025				
2634	UPLAND HOST	11/07/1924																
Exc Award (06/30/2023)			Active	27	21	0	350.00%	27		2	Y		N	10/2025				
110483	WESTERNU CAMPUS	03/01/2011																
Exc Award (06/30/2023)																		
Current Total Clubs Count	YTD New Clubs Count	YTD Cancelled Clubs Count	YTD Net Club Gain	Current Total Members Count	YTD Add	YTD Drop	YTD Net Growth %	Member Count 12 Months Ago	Average Member Count Per Club	% of Clubs with less than 20 members	% No Officer Report in 12 Months	% of Clubs with balance 90+ days	Number of Clubs in Status Quo	% Status Quo Clubs in Financial Suspension	Number of Cancelled Clubs	Average Cancelled Club Age	Members Lost Due to Cancellation	% of Clubs Cancelled for Non-Financial Reasons
28	0	0	0	1,039	98	30	7.00%	1,031	37	46%	0%	4%	0	0%	0	0	0	0%



Club Health Assessment for District 4 L4 through December 2025

			Status		Membership				Reports				Finance	LCIF		
Club Number	Club Name	Charter Date	Times in Status Quo in Past 2 Years	Current Member Count **	YTD Members Added	YTD Members Dropped	YTD Net Growth% ***	Member Count 1 Year Ago	Dropped Members Avg.Length of Service	Months Since Membership Update	Current Officers Reported ****	Current President Repeated Term	VP Reported *****	Last Date Reported Service (mm/yyyy)	Account Balance	YTD Donations

* - P - Priority Club. Cancellation Reasons: 1-Objectives/conduct, 2-Non-active club, 5-Non-existing club, 6-Disbanding, 7-Merger, 8-Financial Suspension, 9-District/Multiple District Dues.

** Red denotes below 15 active members.

*** Red denotes 20% + loss.

**** Y - all 3 (President, Secretary, Treasurer) club officers reported, N - not all 3 reported.

***** Abbreviation: N-New, IP-Immediate Past, R-Repeat.



Club Health Assessment for District 4 L5 through December 2025

			Status	Membership						Reports				Finance		LCIF
Club Number	Club Name	Charter Date	Times in Status Quo in Past 2 Years	Current Member Count **	YTD Members Added	YTD Members Dropped	YTD Net Growth***	Member Count 1 Year Ago	Dropped Members Avg.Length of Service	Months Since Membership Update	Current Officers Reported ****	Current President Repeated Term	VP Reported *****	Last Date Reported Service (mm/yyyy)	Account Balance	YTD Donations
Clubs less than two years old																
171762	Apple Valley Sunrise	05/23/2024	Active	55	3	0	5.77%	41		0	Y		N	12/2025		\$500.00
171896	Jurupa Valley RivCo	06/20/2024	Cancelled(6*)	0	0	0	0.00%	24		0	N	None		05/2025		
171510	San Bernardino Beacon of Light	05/15/2024	Active(1)	18	0	0	0.00%	23		2	Y	3		12/2025		
Clubs more than two years old																
32192	ANZA	05/07/1976	Active	29	6	6	0.00%	44	3	0	Y			09/2025		
102533	APPLE VALLEY	06/19/2008	Active	18	1	1	0.00%	19	3	1	Y		N	12/2025		\$150.00
Exc Award (06/30/2021)																
2641	BARSTOW	02/01/1950	Cancelled(6*)	0	0	8	-100.00%	8	18	5	N	None		12/2023	90+ Days	
2642	BEAUMONT	05/28/1947	Active	14	0	0	0.00%	14		7	Y	4	R	04/2024		
37563	BIG BEAR L C	10/15/1979	Active	30	3	3	0.00%	28	2	1	Y		N	11/2025		\$2,500.00
125198	Big Pines Teresita Pines	06/29/2015	Active	18	3	0	20.00%	13		0	Y	7	R	06/2024		
2643	BLOOMINGTON	05/11/1960	Active	6	0	0	0.00%	6		7	Y		IP	12/2025		
2644	BLYTHE	04/19/1946	Active(1)	17	0	0	0.00%	8		7	Y	2	R	11/2023	90+ Days	
2436	BORON	04/11/1944	Active	7	3	1	40.00%	5	20	0	Y	2	R	07/2025		\$1,000.00
38890	CALIMESA BREAKFAST	09/29/1980	Active	31	1	9	-20.51%	40	12	0	Y	3	N	06/2024		
Exc Award (06/30/2024)																
30323	CANYON LAKE	03/12/1975	Active	16	0	1	-5.88%	20	4	4	Y		R	11/2025		\$500.00
2646	COACHELLA VALLEY	01/12/1926	Active(1)	15	0	0	0.00%	15		6	Y	2	R	11/2023		
140491	Colton	12/20/2019	Active(1)	27	2	3	-3.57%	27	6	0	Y			11/2025	90+ Days	
2648	CORONA	09/04/1923	Active	17	1	1	0.00%	17	9	3	Y		N	11/2025	90+ Days	
144972	Crestline	02/12/2021	Active	23	0	6	-20.69%	33	3	4	Y	2	N	12/2025		
Exc Award (06/30/2022, 06/30/2024)																
50368	DESERT CENTER	04/02/1990	Active	16	0	0	0.00%	18		8	Y	2	R	03/2024		
	CHUCKWALLA VALLEY															
38548	FONTANA BREAKFAST	06/10/1980	Active	14	0	0	0.00%	14		6	Y	6		10/2023		
2654	GRAND TERRACE	11/29/1973	Active	27	1	0	3.85%	30		3	Y		N	11/2025	90+ Days	
2655	HEMET	10/11/1938	Active	11	1	0	10.00%	12		5	Y	3		11/2025		



Club Health Assessment for District 4 L5 through December 2025

			Status	Membership						Reports				Finance	LCIF	
Club Number	Club Name	Charter Date	Times in Status Quo in Past 2 Years	Current Member Count **	YTD Members Added	YTD Members Dropped	YTD Net Growth% ***	Member Count 1 Year Ago	Dropped Members Avg.Length of Service	Months Since Membership Update	Current Officers Reported ****	Current President Repeated Term	VP Reported *****	Last Date Reported Service (mm/yyyy)	Account Balance	YTD Donations
124596	Highland	04/15/2015	Active	12	0	0	0.00%	10		3	Y	2	N	07/2025		
2659	JURUPA DISTRICT	04/09/1948	Active(1)	38	4	8	-9.52%	41	7	0	Y	4	R	11/2025		\$120.00
	Exc Award (06/30/2016)															
2662	LUCERNE VALLEY	05/15/1947	Active	41	1	7	-12.77%	45	5	2	Y		N	07/2025		\$1,000.00
125026	Menifee Valley	06/04/2015	Active	9	0	0	0.00%	9		17	Y		R	08/2023		
53141	MURRIETA	05/22/1992	Active	21	2	1	5.00%	21	2	2	Y		R	12/2025		\$80.50
89504	MURRIETA BREAKFAST	10/25/2005	Active	8	0	0	0.00%	7		2	Y		R	12/2025	90+ Days	
2664	NORCO	03/29/1951	Active	20	2	0	11.11%	19		3	Y	8	R	10/2023		
135062	North Fontana Centennial	06/22/2018	Active	15	3	5	-11.76%	15	5	0	Y			12/2025		\$50.00
42636	NUEVO & LAKEVW & JUN FL NUVIEW	05/24/1983	Active	13	0	0	0.00%	16		6	Y	4	N	09/2023		
2667	PALM SPRINGS	01/15/1937	Active	27	0	0	0.00%	28		6	Y		R	03/2024		
2671	REDLANDS EVENING	06/18/1970	Active	10	0	0	0.00%	10		6	Y			01/2024		
2672	RIALTO HOST	10/14/1947	Active	14	0	0	0.00%	15		5	Y	4	N	12/2025		
2680	SAN JACINTO	01/16/1928	Active	36	1	0	2.86%	34		5	Y		N	12/2025		\$1,000.00
37564	SILVER LAKES-HELENDALE LC	10/22/1979	Active(2)	12	0	0	0.00%	12		9	Y	5		10/2023		
53500	SPRING VALLEY LAKE	07/06/1992	Active	16	1	7	-27.27%	23	5	0	Y	3	R	11/2025		
2669	TEMECULA	03/17/1969	Active	13	0	0	0.00%	11		11	Y	3		11/2024		
152634	Timberline Lions of Wrightwood	03/14/2023	Active	13	0	5	-27.78%	18	10	1	N		N	07/2023		
2684	VICTORVILLE	01/12/1926	Active(1)	14	0	0	0.00%	20		6	Y	2	R	05/2025		
2686	YUCAIPA VALLEY	09/02/1954	Active	15	0	1	-6.25%	15	14	0	Y		N	08/2024		\$50.00

Clubs Cancelled Previous Fiscal Year – Clubs Cancelled within last 12 months may be reinstated

Club Number	Club Name	Charter Date	Current Status*	Cancellation Date
124341	Calimesa-Yucaipa	03/16/2015	Cancelled(6*)	09/29/2024
2676	RIVERSIDE MAGNOLIA CENTER	03/28/1951	Cancelled(8*)	11/30/2024



Club Health Assessment for District 4 L5 through December 2025

INTERNATIONAL

						Status		Membership					Reports				Finance		LCIF
						Times in Status Quo in Past 2 Years		Current Member Count **	YTD Members Added	YTD Members Dropped	YTD Net Growth***	Member Count 1 Year Ago	Dropped Members Avg.Length of Service	Months Since Membership Update	Current Officers Reported ****	Current President Repeated Term	VP Reported *****	Last Date Reported Service (mm/yyyy)	Account Balance
Club Number	Club Name		Charter Date																
Current Total Clubs Count	YTD New Clubs Count	YTD Cancelled Clubs Count	YTD Net Club Gain	Current Total Members Count	YTD Add	YTD Drop	YTD Net Growth	YTD Net Growth %	Member Count 12 Months Ago	Average Member Count Per Club	% of Clubs with less than 20 members	% No Officer Report in 12 Months	% of Clubs with balance 90+ days	Number of Clubs in Status Quo	% Status Quo Clubs in Financial Suspension	Number of Cancelled Clubs	Average Cancelled Club Age	Members Lost Due to Cancellation	% of Clubs Cancelled for Non-Financial Reasons
39	0	2	-2	756	39	73	-34	-4.30%	828	19	67%	0%	13%	0	0%	2	80	8	50%

* - P - Priority Club. Cancellation Reasons: 1-Objectives/conduct, 2-Non-active club, 5-Non-existing club, 6-Disbanding, 7-Merger, 8-Financial Suspension, 9-District/Multiple District Dues.

** Red denotes below 15 active members.

*** Red denotes 20% + loss.

**** Y - all 3 (President, Secretary, Treasurer) club officers reported, N - not all 3 reported.

***** Abbreviation: N-New, IP-Immediate Past, R-Repeat.



Club Health Assessment for District 4 L6 through December 2025

			Status	Membership						Reports				Finance	LCIF	
Club Number	Club Name	Charter Date	Times in Status Quo in Past 2 Years	Current Member Count **	YTD Members Added	YTD Members Dropped	YTD Net Growth% ***	Member Count 1 Year Ago	Dropped Members Avg.Length of Service	Months Since Membership Update	Current Officers Reported ****	Current President Repeated Term	VP Reported *****	Last Date Reported Service (mm/yyyy)	Account Balance	YTD Donations
Clubs less than two years old																
157635	Chula Vista Noble	05/17/2024	Cancelled(6*)	0	0	0	0.00%	18		1	N	None		11/2024		
180706	Fallbrook Ranch	02/26/2025	Active	21	1	0	5.00%	0		3	Y	2	N	12/2025		
178678	San Diego All City Entertainment	10/15/2024	Active	42	0	0	0.00%	27		8	N	2		12/2025		
174357	San Diego Dynamic	07/11/2024	Active	46	2	16	-23.33%	59	2	0	Y	2	R	10/2025		\$200.00
Clubs more than two years old																
138188	Calipatria	05/07/2019	Active	13	1	1	0.00%	13	6	0	Y	2	N	12/2025		
2694	CHULA VISTA HOST	09/23/1941	Active	10	0	1	-9.09%	11	40	0	Y	2	R	12/2025		
142211	Chula Vista Visionaries	07/15/2020	Active	29	6	3	11.54%	30	5	3	Y	2	R	12/2025		
2696	CORONADO	04/28/1939	Active	8	0	1	-11.11%	9	12	2	Y			12/2025		
107475	DEL MAR SOLANA BEACH DEL SOL	02/15/2010	Active	19	0	0	0.00%	19		5	Y	4	R	12/2025		
2699	EL CAJON VALLEY	04/26/1947	Active	58	4	2	3.57%	55	11	1	Y			12/2025		\$5,000.00
	Exc Award (06/30/2018)															
2700	EL CENTRO HOST	05/09/1947	Active	8	0	1	-11.11%	9	49	3	Y	3	R	12/2025		\$1,000.00
2701	EL CENTRO SOL DE ORO	12/27/1966	Active(1)	5	0	3	-37.50%	8	38	2	Y	2		12/2025		
52199	ENCINITAS	12/02/1991	Active	21	1	0	5.00%	19		3	Y		N	12/2025		\$1,000.00
56161	ESCONDIDO CHAMPAGNE VILLAGE	10/21/1994	Active	57	2	0	3.64%	57		0	Y		N	12/2025		\$50.00
2703	ESCONDIDO HOST	08/09/1944	Active	4	0	0	0.00%	11		5	Y	4		12/2025		
78686	HARBISON CANYON	04/05/2004	Active	8	1	0	14.29%	7		0	Y	4		12/2025		
2708	IMPERIAL	09/22/1950	Active	9	0	0	0.00%	9		18	Y	14		12/2025		
133161	Imperial Beach	12/27/2017	Active	10	1	0	11.11%	12		3	Y		N	12/2025		
124902	La Jolla Presidents	06/04/2015	Active(1)	3	0	1	-25.00%	14	13	2	N			12/2025		
2711	LA MESA	03/17/1949	Active	35	8	3	16.67%	32	19	0	Y		N	12/2025		\$311.00
	Exc Award (06/30/2017)															
133218	La Mesa Himalayan Friendship	12/13/2017	Active	4	0	0	0.00%	4		22	Y	8		12/2025		
124657	Lemon Grove Lions Club	05/28/2015	Active	18	0	2	-10.00%	17	1	0	Y	3	N	12/2025		\$1,000.00
	Exc Award (06/30/2024, 06/30/2025)															



Club Health Assessment for District 4 L6 through December 2025

			Status	Membership						Reports				Finance	LCIF	
Club Number	Club Name	Charter Date	Times in Status Quo in Past 2 Years	Current Member Count **	YTD Members Added	YTD Members Dropped	YTD Net Growth% ***	Member Count 1 Year Ago	Dropped Members Avg.Length of Service	Months Since Membership Update	Current Officers Reported ****	Current President Repeated Term	VP Reported *****	Last Date Reported Service (mm/yyyy)	Account Balance	YTD Donations
2714	NATIONAL CITY HOST	06/21/1944	Active	15	3	4	-6.25%	17	5	0	Y	2	R	12/2025	90+ Days	\$1,320.00
2717	OCEANSIDE SEA LIONS	06/11/1968	Active	39	5	5	0.00%	53	2	0	Y		N	12/2025		
Exc Award (06/30/2024)																
2718	PAUMA VALLEY	01/23/1952	Active	19	0	2	-9.52%	19	4	5	Y	8	N	12/2025		
2719	POWAY	09/28/1960	Active	5	0	0	0.00%	7		6	Y	2		12/2025		
146878	Ramona	06/28/2021	Active	11	1	0	10.00%	10		3	Y	3		12/2025		
142672	San Diego Classic Gold	08/31/2020	Cancelled(8*)	0	0	10	-100.00%	10	4	2	N	None		08/2022		
83143	SAN DIEGO COSMOPOLITAN	07/04/2004	Active	11	1	2	-8.33%	12	1	1	Y	2		09/2025		
62439	SAN DIEGO EXECUTIVE	10/29/1999	Active	21	0	3	-12.50%	24	3	1	Y	2	R	12/2025		
Exc Award (06/30/2017)																
98914	SAN DIEGO FOREVER	03/30/2007	Active	109	10	17	-6.03%	113	5	0	Y		N	12/2025		\$1,400.00
Exc Award (06/30/2021, 06/30/2022, 06/30/2023, 06/30/2025)																
2722	SAN DIEGO HOST	09/08/1921	Active	75	1	6	-6.25%	82	22	2	Y		N	07/2025		
56076	SAN DIEGO MAJESTIC	09/09/1994	Active	71	12	1	18.33%	68	0	0	Y	3	R	12/2025		\$2,600.00
Exc Award (06/30/2017, 06/30/2018, 06/30/2021, 06/30/2022, 06/30/2023, 06/30/2025)																
140614	San Diego Miramar	01/14/2020	Active	24	0	3	-11.11%	28	5	3	Y		N	12/2025		\$1,100.00
Exc Award (06/30/2022)																
106067	SAN DIEGO NORTH COUNTY	07/07/2009	Active	14	0	0	0.00%	13		7	Y	2		12/2025		
2728	SAN DIEGO NORTH PARK	05/18/1926	Active	19	2	5	-13.64%	22	22	4	Y		N	10/2025		\$5,000.00
Exc Award (06/30/2022)																
119990	San Diego Pathfinders	07/16/2013	Active	31	14	0	82.35%	24		4	Y		R	09/2025		\$1,100.00
2729	SAN DIEGO PENINSULA	02/19/1946	Active	12	0	0	0.00%	12		17	Y		N	10/2025		
100585	SAN DIEGO PREMIER	11/26/2007	Active	19	2	0	11.76%	24		4	Y		N	10/2025		
2732	SAN DIEGO RANCHO BERNARDO	06/27/1964	Active	17	2	0	13.33%	17		5	Y		N	12/2025		\$1,050.00
156415	San Diego Renaissance	11/07/2023	Active	36	0	8	-18.18%	41	2	1	N		N	12/2025		\$150.00
134397	San Diego Roaring	04/13/2018	Active	34	0	1	-2.86%	33	2	3	Y	2	R	11/2025		\$1,000.00
Exc Award (06/30/2025)																
147567	San Diego Stars	07/13/2021	Active	69	9	9	0.00%	69	6	0	Y		N	12/2025		\$1,670.00
Exc Award (06/30/2023, 06/30/2025)																



Club Health Assessment for District 4 L6 through December 2025

			Status	Membership						Reports				Finance	LCIF	
Club Number	Club Name	Charter Date	Times in Status Quo in Past 2 Years	Current Member Count **	YTD Members Added	YTD Members Dropped	YTD Net Growth% ***	Member Count 1 Year Ago	Dropped Members Avg.Length of Service	Months Since Membership Update	Current Officers Reported ****	Current President Repeated Term	VP Reported *****	Last Date Reported Service (mm/yyyy)	Account Balance	YTD Donations
106066	SAN DIEGO TFC	07/07/2009	Active	17	0	1	-5.56%	18	8	0	Y		N	11/2025	90+ Days	\$60.00
	Exc Award (06/30/2017)															
111025	SAN DIEGO UNITED	05/17/2011	Active	15	1	0	7.14%	13		0	Y	2	N	12/2025		\$1,000.00
100624	SAN DIEGO VIETNAMESE AMERICAN	12/01/2007	Active(1)	10	0	0	0.00%	10		12	Y	8		09/2025		
43134	SAN MARCOS	11/17/1983	Active	16	0	4	-20.00%	18	19	5	Y		N	12/2025		\$300.00
	Exc Award (06/30/2018, 06/30/2023)															
2739	SPRING VALLEY	10/27/1954	Active	18	1	0	5.88%	18		3	Y		N	12/2025		\$660.00
2741	VISTA AMIGOS DE VISTA	02/03/1970	Active	27	5	1	17.39%	21	6	0	Y	2	R	09/2025		
53897	VISTA PRIDE OF VISTA	12/16/1992	Active	19	1	2	-5.00%	20	13	3	Y		N	11/2025	\$950.00	
111147	WEST SHORES	06/02/2011	Active	21	1	0	5.00%	20		1	Y		IP	12/2025	\$50.00	

Clubs Cancelled Previous Fiscal Year – Clubs Cancelled within last 12 months may be reinstated

Club Number	Club Name	Charter Date	Current Status*	Cancellation Date
146873	Lemon Grove Latino DIV	06/22/2021	Cancelled(6*)	01/29/2025

Current Total Clubs Count	YTD New Clubs Count	YTD Cancelled Clubs Count	YTD Net Club Gain	Current Total Members Count	YTD Add	YTD Drop	YTD Net Growth	YTD Net Growth %	Member Count 12 Months Ago	Average Member Count Per Club	% of Clubs with less than 20 members	% No Officer Report in 12 Months	% of Clubs with balance 90+ days	Number of Clubs in Status Quo	% Status Quo Clubs in Financial Suspension	Number of Cancelled Clubs	Average Cancelled Club Age	Members Lost Due to Cancellation	% of Clubs Cancelled for Non-Financial Reasons
49	0	2	-2	1,222	98	118	-20	-1.61%	1,276	25	59%	0%	2%	0	0%	2	5	10	50%

* - P - Priority Club. Cancellation Reasons: 1-Objectives/conduct, 2-Non-active club, 5-Non-existing club, 6-Disbanding, 7-Merger, 8-Financial Suspension, 9-District/Multiple District Dues.

** Red denotes below 15 active members.


*** Red denotes 20% + loss.

**** Y - all 3 (President, Secretary, Treasurer) club officers reported, N - not all 3 reported.

***** Abbreviation: N-New, IP-Immediate Past, R-Repeat.



Club Health Assessment for District 19 I through December 2025

 Status						Membership					Reports				Finance		LCIF		
						Current Member Count **	YTD Members Added	YTD Members Dropped	YTD Net Growth***	Member Count 1 Year Ago	Dropped Members Avg.Length of Service	Months Since Membership Update	Current Officers Reported ****	Current President Repeated Term	VP Reported *****	Last Date Reported Service (mm/yyyy)	Account Balance	YTD Donations	
Club Number	Club Name	Charter Date	Times in Status Quo in Past 2 Years																
Clubs more than two years old																			
7717	EPHRATA	05/08/1940	Active	15	0	1	-6.25%	17	9	8	Y		N	11/2025					
7716	LAKE CHELAN	08/01/1935	Active	35	0	2	-5.41%	37	2	2	Y		N	11/2025			\$330.00		
Exc Award (06/30/2018, 06/30/2023)																			
7718	LEAVENWORTH	09/27/1951	Active	31	1	0	3.33%	30		1	Y	2	R	12/2025			\$2,800.00		
35342	MANSFIELD	04/07/1978	Active	21	0	0	0.00%	21		11	N			10/2021					
62494	MATTAWA-DESERT AIRE L C	11/17/1999	Active	16	2	0	14.29%	16		5	Y	2	R	12/2025					
7719	MOSES LAKE	10/13/1941	Active	27	2	3	-3.57%	27	13	4	Y		R	08/2025	90+ Days				
145097	Moses Lake Lioness	04/06/2021	Active	21	0	0	0.00%	19		6	N	None		02/2025					
29358	NORTH PEND OREILLE VALLEY L C	05/23/1974	Active	34	3	4	-2.86%	28	18	3	Y	2	N	05/2025	90+ Days		\$100.00		
Exc Award (06/30/2023)																			
7782	NORTHPORT	01/31/1957	Cancelled(6*)	0	0	42	-100.00%	41	12	5	N	None		05/2025	90+ Days				
57622	QUINCY VALLEY	12/18/1995	Active	16	0	2	-11.11%	19	12	0	Y		IP	06/2025			\$390.00		
118632	TONASKET OKANOGAN VALLEY	01/30/2013	Active	6	0	3	-33.33%	9	8	5	N	3		11/2022					
7726	WATERVILLE	10/13/1941	Active	30	0	0	0.00%	30		17	Y	3	R	12/2025					
7727	WENATCHEE CENTRAL	03/04/1930	Active	74	1	3	-2.63%	70	9	2	Y		N	11/2025			\$2,100.00		
Exc Award (06/30/2023)																			
47481	WENATCHEE VALLEY	06/18/1987	Active	22	0	1	-4.35%	23	14	4	Y		R	10/2025			\$180.00		
Current Total Clubs Count	YTD New Clubs Count	YTD Cancelled Clubs Count	YTD Net Club Gain	Current Total Members Count	YTD Add	YTD Drop	YTD Net Growth	YTD Net Growth %	Member Count 12 Months Ago	Average Member Count Per Club	% of Clubs with less than 20 members	% No Officer Report in 12 Months	% of Clubs with balance 90+ days	Number of Clubs in Status Quo	% Status Quo Clubs in Financial Suspension	Number of Cancelled Clubs	Average Cancelled Club Age	Members Lost Due to Cancellation	% of Clubs Cancelled for Non-Financial Reasons
13	0	1	-1	348	9	61	-52	-13.00%	387	27	31%	0%	15%	0	0%	1	69	42	100%

* - P - Priority Club. Cancellation Reasons: 1-Objectives/conduct, 2-Non-active club, 5-Non-existing club, 6-Disbanding, 7-Merger, 8-Financial Suspension, 9-District/Multiple District Dues.

** Red denotes below 15 active members.

*** Red denotes 20% + loss.

**** Y - all 3 (President, Secretary, Treasurer) club officers reported, N - not all 3 reported.

***** Abbreviation: N-New, IP-Immediate Past, R-Repeat.



Club Health Assessment for District 19 L through December 2025

						Membership				Reports				Finance		LCIF		
Club Number	Club Name	Charter Date	Times in Status Quo in Past 2 Years	Current Member Count **	YTD Members Added	YTD Members Dropped	YTD Net Growth***	Member Count 1 Year Ago	Dropped Members Avg.Length of Service	Months Since Membership Update	Current Officers Reported ****	Current President Repeated Term	VP Reported *****	Last Date Reported Service (mm/yyyy)	Account Balance	YTD Donations		
Clubs more than two years old																		
8002	CLALLAM BAY SEKIU	11/28/1950	Active	30	7	5	7.14%	32	9	0	Y		R	11/2025		\$345.00		
Exc Award (06/30/2021, 06/30/2022, 06/30/2024)																		
36050	CRESCENT BAY L C	09/14/1978	Active(1)	14	0	0	0.00%	22		8	Y	7	N	12/2022				
8003	FORKS	03/28/1947	Active	46	0	0	0.00%	46		21	Y		N	08/2025				
Exc Award (06/30/2022)																		
8005	PORT ANGELES	07/24/1942	Active	64	1	0	1.59%	62		3	Y	2	N	02/2024		\$320.00		
8007	QUILCENE	06/18/1966	Active	19	1	6	-20.83%	22	7	3	Y		R	10/2025				
8008	SEQUIM VALLEY	11/16/1955	Active	46	13	4	24.32%	44	5	1	Y	2	R	12/2025				
Current Total Clubs Count	YTD New Clubs Count	YTD Cancelled Clubs Count	YTD Net Club Gain	Current Total Members Count	YTD Add	YTD Drop	YTD Net Growth %	Member Count 12 Months Ago	Average Member Count Per Club	% of Clubs with less than 20 members	% No Officer Report in 12 Months	% of Clubs with balance 90+ days	Number of Clubs in Status Quo	% Status Quo Clubs in Financial Suspension	Number of Cancelled Clubs	Average Cancelled Club Age	Members Lost Due to Cancellation	% of Clubs Cancelled for Non-Financial Reasons
6	0	0	0	219	22	15	7	3.30%	228	37	33%	0%	0%	0	0%	0	0	0%

* - P - Priority Club. Cancellation Reasons: 1-Objectives/conduct, 2-Non-active club, 5-Non-existing club, 6-Disbanding, 7-Merger, 8-Financial Suspension, 9-District/Multiple District Dues.

** Red denotes below 15 active members.

*** Red denotes 20% + loss.

**** Y - all 3 (President, Secretary, Treasurer) club officers reported, N - not all 3 reported.

***** Abbreviation: N-New, IP-Immediate Past, R-Repeat.




Club Health Assessment for District 19 N through December 2025

			Status	Membership						Reports				Finance		LCIF
Club Number	Club Name	Charter Date	Times in Status Quo in Past 2 Years	Current Member Count **	YTD Members Added	YTD Members Dropped	YTD Net Growth***	Member Count 1 Year Ago	Dropped Members Avg.Length of Service	Months Since Membership Update	Current Officers Reported ****	Current President Repeated Term	VP Reported *****	Last Date Reported Service (mm/yyyy)	Account Balance	YTD Donations
Clubs more than two years old																
7879	ABERDEEN	05/21/1940	Active	70	4	1	4.48%	71	9	0	Y	2	R	01/2025		\$1,400.00
Exc Award (06/30/2022, 06/30/2023)																
28095	ADNA	03/06/1974	Active	10	0	0	0.00%	10		14	N	None		10/2024	90+ Days	
7674	AUBURN NOON	03/22/1945	Active	34	4	3	3.03%	39	2	1	Y		N	12/2025		\$200.00
7881	BATTLEGROUNDS	06/30/1971	Active	22	3	2	4.76%	21	22	4	Y	2	R	12/2025		\$1,000.00
7883	BOISTFORT	08/19/1957	Active	19	0	0	0.00%	19		6	Y			12/2024		
Exc Award (06/30/2018)																
84331	BONNEY LAKE	10/25/2004	Active	13	0	0	0.00%	12		5	Y	2	R	12/2025		\$10.00
7676	BREMERTON CENTRAL	03/18/1925	Active	38	0	7	-15.56%	43	9	0	Y			12/2025		\$1,410.00
Exc Award (06/30/2017, 06/30/2023)																
7884	CAMAS	12/15/1938	Active	60	14	2	25.00%	36	0	0	Y		N	12/2025		\$2,400.00
Exc Award (06/30/2018, 06/30/2022, 06/30/2024, 06/30/2025)																
7885	CASTLE ROCK	05/27/1947	Active	23	10	3	43.75%	15	14	0	Y	2	R	11/2025		\$120.00
7886	CENTRAL PARK	05/01/1958	Active	24	0	0	0.00%	23		9	Y	4	R	11/2024		\$100.00
7678	CENTRALIA	02/18/1948	Active	12	0	0	0.00%	11		6	Y		N	12/2025		
35343	CLEARWATER-KALALOE L C	04/26/1978	Active(1)	5	0	2	-28.57%	7	37	0	Y	10	R	03/2023		
7890	COSMOPOLIS	03/04/1947	Active	64	16	8	14.29%	58	9	0	Y		R	12/2025		\$1,000.00
Exc Award (06/30/2018)																
7679	EATONVILLE	09/22/1938	Active	36	0	3	-7.69%	44	11	0	Y		N	12/2025		
Exc Award (06/30/2017)																
7680	ENUMCLAW	10/19/1948	Active	42	2	3	-2.33%	43	6	0	Y	2	R	12/2025		\$1,270.00
Exc Award (06/30/2016, 06/30/2017, 06/30/2018, 06/30/2021)																
7681	FEDERAL WAY	03/23/1954	Active	29	0	0	0.00%	29		4	Y		IP	12/2025		\$656.00
Exc Award (06/30/2016, 06/30/2017, 06/30/2020)																
7682	FIFE	08/28/1951	Active	11	0	2	-15.38%	13	7	3	Y	3	R	08/2024	90+ Days	
Exc Award (06/30/2016, 06/30/2018)																
7683	GIG HARBOR	09/03/1931	Active	22	2	3	-4.35%	19	25	2	Y		N	12/2025		
Exc Award (06/30/2017, 06/30/2025)																



Club Health Assessment for District 19 N through December 2025

			Status	Membership						Reports				Finance	LCIF	
Club Number	Club Name	Charter Date	Times in Status Quo in Past 2 Years	Current Member Count **	YTD Members Added	YTD Members Dropped	YTD Net Growth% ***	Member Count 1 Year Ago	Dropped Members Avg.Length of Service	Months Since Membership Update	Current Officers Reported ****	Current President Repeated Term	VP Reported *****	Last Date Reported Service (mm/yyyy)	Account Balance	YTD Donations
7701	GREATER PUYALLUP	04/06/1954	Active	22	0	0	0.00%	24		7	Y		N	11/2025		\$450.00
7888	HAZEL DELL	03/20/1963	Active	24	3	1	9.09%	22	25	4	Y		N	12/2025		\$2,000.00
7685	HOOD CANAL	10/22/1964	Active	17	5	1	30.77%	16	1	0	Y	3	N	04/2025		\$38.00
Exc Award (06/30/2017, 06/30/2018)																
7894	HOQUIAM	12/03/1941	Active(1)	33	0	0	0.00%	35		8	Y		N	11/2024		
7895	KALAMA	01/26/1940	Active	28	0	6	-17.65%	34	7	0	Y		N	07/2025		\$91.00
Exc Award (06/30/2018)																
7896	KELSO	02/02/1953	Active	23	2	3	-4.17%	28	22	1	Y		R	05/2025		
7686	KENT	09/15/1938	Active	23	3	1	9.52%	21	7	3	Y		N	12/2025		\$20.00
42759	KEY PENINSULA	06/24/1983	Active	20	8	2	42.86%	14	3	2	Y		IP	01/2025		\$200.00
43611	LA CENTER	03/02/1984	Active	38	3	3	0.00%	41	10	1	Y		N	12/2025		\$120.00
Exc Award (06/30/2018, 06/30/2020, 06/30/2023, 06/30/2024)																
39522	LACEY LAMPLIGHTERS	03/09/1981	Active	29	2	0	7.41%	33		5	Y	2	R	09/2025		\$50.00
Exc Award (06/30/2016, 06/30/2017, 06/30/2018, 06/30/2020)																
31331	LACEY SUNRISE	11/11/1975	Active	46	2	9	-13.21%	47	17	0	Y		N	12/2025		\$3,286.00
Exc Award (06/30/2017, 06/30/2018)																
7689	LAKEWOOD FIRST	03/17/1954	Active	30	3	0	11.11%	33		2	Y		IP	06/2025		\$140.00
Exc Award (06/30/2017, 06/30/2018, 06/30/2020, 06/30/2024)																
40104	LAKEWOOD KNIGHT	06/18/1981	Active	9	0	0	0.00%	9		14	N	None		11/2024		
36309	LONGVIEW KELSO EARLY BIRD	12/14/1978	Active	38	2	7	-11.63%	44	9	0	Y	2	N	12/2025		\$645.38
7900	LONGVIEW PIONEER	11/20/1923	Active	142	8	1	5.19%	144	7	1	Y		N	06/2025		\$4,510.00
Exc Award (06/30/2018, 06/30/2019, 06/30/2021)																
36310	LYLE	12/04/1978	Active	19	5	2	18.75%	14	5	1	Y	13	R	09/2024		
7692	MINERAL LAKE	03/20/1952	Active	32	0	1	-3.03%	34	7	3	Y		N	06/2025		\$22.00
Exc Award (07/30/2017)																
7694	MT RAINIER	03/21/1952	Active(3)	4	0	2	-33.33%	6	8	0	N	9		10/2024		
124975	Napavine-Newaukum	06/10/2015	Active(1)	19	0	0	0.00%	21		10	N	None		03/2024		
7906	NORTH CLARK L C	12/06/1954	Active(2)	15	1	3	-11.76%	18	32	0	Y	4	R	12/2024		



Club Health Assessment for District 19 N through December 2025

			Status	Membership						Reports				Finance	LCIF	
Club Number	Club Name	Charter Date	Times in Status Quo in Past 2 Years	Current Member Count **	YTD Members Added	YTD Members Dropped	YTD Net Growth***	Member Count 1 Year Ago	Dropped Members Avg.Length of Service	Months Since Membership Update	Current Officers Reported ****	Current President Repeated Term	VP Reported *****	Last Date Reported Service (mm/yyyy)	Account Balance	YTD Donations
41316	NORTH MASON	05/27/1982	Active	12	0	0	0.00%	12		19	N	None		02/2024		
7907	OCEAN SHORES	06/07/1966	Active	28	0	2	-6.67%	31	1	4	Y	2	R	12/2023		
	Exc Award (06/30/2023)															
7695	OLYMPIA HOST	09/11/1935	Active	78	10	0	14.71%	67		0	Y	2	N	12/2025		\$6,611.00
	Exc Award (06/30/2017, 06/30/2020, 06/30/2021)															
42532	OLYMPIA WEST	04/29/1983	Active	21	0	0	0.00%	18		6	Y		IP	12/2025		\$812.00
	Exc Award (06/30/2017, 06/30/2020)															
7697	ORTING	10/09/1931	Active	28	0	1	-3.45%	31	6	4	Y	3	R	11/2024		\$20.00
7899	PENINSULA	10/05/1955	Active	45	17	16	2.27%	54	8	0	Y		N	11/2025		\$2,656.00
	Exc Award (06/30/2021, 06/30/2022, 06/30/2023, 06/30/2024)															
149058	Pierce County Virtual	12/06/2021	Active	4	2	6	-50.00%	11	4	0	Y	3	N	10/2025		\$20.00
7699	PORT ORCHARD	10/11/1967	Active	13	0	4	-23.53%	17	2	0	Y	4		12/2025		
	Exc Award (06/30/2017, 06/30/2020, 06/30/2024)															
7700	POULSBO	08/04/1942	Active	71	1	5	-5.33%	73	17	0	Y		N	12/2025		\$1,050.00
	Exc Award (06/30/2017, 06/30/2023, 06/30/2024)															
43609	PUYALLUP SOUTH HILL	03/26/1984	Active	12	0	6	-33.33%	15	5	1	Y	4	R	04/2025		
	Exc Award (06/30/2017)															
7910	RIDGEFIELD	10/11/1948	Active	105	4	8	-3.67%	113	4	0	Y		N	12/2025		
	Exc Award (06/30/2018)															
7702	ROCHESTER	03/30/1966	Active	9	0	0	0.00%	10		8	Y	18		10/2025		
40606	SALMON CREEK	12/11/1981	Active	38	1	0	2.70%	34		1	Y	2	R	12/2025		\$1,000.00
	Exc Award (06/30/2018, 06/30/2021, 06/30/2022, 06/30/2023, 06/30/2024, 06/30/2025)															
133165	Shelton Centennial	12/06/2017	Active	21	4	1	16.67%	19	5	1	Y	2	R	12/2025		
7704	SILVERDALE DANDY	04/24/1972	Active	8	1	2	-11.11%	8	20	0	Y	10	R	07/2025		
	Exc Award (06/30/2017)															
58456	SILVERDALE SUNRISE	06/26/1996	Active	7	0	2	-22.22%	9	14	0	Y		R	11/2025		\$1,470.00
7911	SKAMANIA COUNTY L C	03/15/1940	Active	10	2	0	25.00%	6		1	Y	3	R	10/2025		
7705	SPANAWAY	04/10/1967	Active	18	0	0	0.00%	23		6	Y		N	09/2025		\$150.00



Club Health Assessment for District 19 N through December 2025

			Status	Membership					Reports					Finance		LCIF
Club Number	Club Name	Charter Date	Times in Status Quo in Past 2 Years	Current Member Count **	YTD Members Added	YTD Members Dropped	YTD Net Growth% ***	Member Count 1 Year Ago	Dropped Members Avg.Length of Service	Months Since Membership Update	Current Officers Reported ****	Current President Repeated Term	VP Reported *****	Last Date Reported Service (mm/yyyy)	Account Balance	YTD Donations
Exc Award (06/30/2017)			Active	15	1	0	7.14%	15		1	Y	3	R	11/2025	90+ Days	\$500.00
57091	SPANAWAY PARKLAND	06/20/1995														
Exc Award (06/30/2017, 06/30/2018, 06/30/2021)			Active	8	0	0	0.00%	8		20	N	None		02/2025		
84527	SUMNER	12/14/2004														
Exc Award (06/30/2017)			Active	9	2	0	28.57%	9		5	Y	2		01/2025		
131012	Tacoma Centennial Lions Club	05/25/2017														
Exc Award (06/30/2021, 06/30/2023)			Active	18	0	1	-5.26%	23	13	4	N	None		10/2025		
7706	TACOMA DOWNTOWN	11/10/1921														
Exc Award (06/30/2017, 06/30/2020)			Active	14	0	0	0.00%	14		15	N	None		90+ Days		
153647	Tacoma King Pierce Hana	03/09/2023														
			Active	15	2	0	15.38%	12	1	Y	3	R	12/2025			
7708	TACOMA SOUTHEAST	10/27/1954														
Exc Award (06/30/2018)			Active	47	5	5	0.00%	42	12	0	Y		N	12/2025		
7711	TENINO	11/18/1938														
Exc Award (06/30/2017)			Active	38	3	23	-34.48%	73	16	1	Y	3	N	10/2024		
7913	TOLEDO	06/16/1947														
			Active	11	0	0	0.00%	16		5	Y	2	R	12/2025		
7712	TUMWATER	02/07/1962														
			Active	11	0	1	-8.33%	11	5	3	Y		N	03/2025		
29259	VADER	05/17/1974														
			Active	28	1	1	0.00%	31	13	2	Y		R	12/2025		
7915	VANCOUVER	09/12/1928														
			Active	13	0	0	0.00%	13		7	Y	6	R	11/2024		
31014	VANCOUVER DAWN	06/30/1975														
Exc Award (06/30/2022)			Active	36	0	0	0.00%	41		5	Y		R	12/2025		\$4,120.00
7892	VANCOUVER FORT VANCOUVER	04/15/1955														
			Active	14	2	0	16.67%	12		1	Y	2	N	12/2025		
7916	WAHIAKUM L C	04/04/1966														
Exc Award (06/30/2018)			Active	3	0	0	0.00%	3		16	Y	9		04/2024		
7917	WASHOUGAL	03/06/1940														
			Active	17	0	2	-10.53%	18	9	2	Y	2		12/2025		
39138	WHITE SALMON	12/31/1980														
			Active	12	0	0	0.00%	12		3	Y		IP	05/2025		
7920	WINLOCK	03/13/1947														
			Active	45	6	0	15.38%	41		0	Y	2	N	06/2025		
7713	YELM	11/10/1938														

Clubs Cancelled Previous Fiscal Year – Clubs Cancelled within last 12 months may be reinstated

Club Number	Club Name	Charter Date	Current Status*	Cancellation Date
-------------	-----------	--------------	-----------------	-------------------



Club Health Assessment for District 19 N through December 2025

INTERNATIONAL

			Status		Membership						Reports				Finance		LCIF		
Club Number	Club Name	Charter Date	Times in Status Quo in Past 2 Years	Current Member Count **	YTD Members Added	YTD Members Dropped	YTD Net Growth***	Member Count 1 Year Ago	Dropped Members Avg.Length of Service	Months Since Membership Update	Current Officers Reported ****	Current President Repeated Term	VP Reported *****	Last Date Reported Service (mm/yyyy)	Account Balance	YTD Donations			
107403	DUPONT	02/02/2010	Cancelled(7*)	04/29/2025															
47512	MORTON	06/23/1987	Cancelled(8*)	06/29/2025															
100754	ROY COMMUNITY	12/17/2007	Cancelled(6*)	09/29/2024															
Current Total Clubs Count	YTD New Clubs Count	YTD Cancelled Clubs Count	YTD Net Club Gain	Current Total Members Count	YTD Add	YTD Drop	YTD Net Growth %	Member Count 12 Months Ago	Average Member Count Per Club	% of Clubs with less than 20 members	% No Officer Report in 12 Months	% of Clubs with balance 90+ days	Number of Clubs in Status Quo	% Status Quo Clubs in Financial Suspension	Number of Cancelled Clubs	Average Cancelled Club Age	Members Lost Due to Cancellation	% of Clubs Cancelled for Non-Financial Reasons	
74	0	0	0	2,027	166	167	-1	-0.05%	2,096	27	46%	7%	5%	0	0%	0	0	0	0%

* - P - Priority Club. Cancellation Reasons: 1-Objectives/conduct, 2-Non-active club, 5-Non-existing club, 6-Disbanding, 7-Merger, 8-Financial Suspension, 9-District/Multiple District Dues.

** Red denotes below 15 active members.

*** Red denotes 20% + loss.

**** Y - all 3 (President, Secretary, Treasurer) club officers reported, N - not all 3 reported.

***** Abbreviation: N-New, IP-Immediate Past, R-Repeat.



Club Health Assessment for District 19 O through December 2025

			Status	Membership						Reports				Finance	LCIF	
Club Number	Club Name	Charter Date	Times in Status Quo in Past 2 Years	Current Member Count **	YTD Members Added	YTD Members Dropped	YTD Net Growth% ***	Member Count 1 Year Ago	Dropped Members Avg.Length of Service	Months Since Membership Update	Current Officers Reported ****	Current President Repeated Term	VP Reported *****	Last Date Reported Service (mm/yyyy)	Account Balance	YTD Donations
Clubs more than two years old																
7922	ANACORTES	12/17/1936	Active	9	2	2	0.00%	9	36	0	Y	4		12/2025		\$120.00
Exc Award (06/30/2018, 06/30/2022)																
7622	ARLINGTON	06/07/1928	Active	15	6	2	36.36%	12	12	1	Y		N	11/2025		
7923	BELLINGHAM CENTRAL	10/13/1922	Active	75	2	13	-12.79%	84	12	2	Y			10/2025		\$3,450.00
Exc Award (06/30/2022)																
7625	BURIEN	01/22/1957	Active	6	0	0	0.00%	6		17	Y	5	R	05/2025		
Exc Award (06/30/2017, 06/30/2021)																
33306	BURLINGTON	02/11/1977	Active	37	0	6	-13.95%	43	10	1	Y		R	12/2025		\$225.00
Exc Award (06/30/2023, 06/30/2024)																
7927	CONCRETE	08/29/1939	Active	30	3	3	0.00%	37	14	1	Y	4		09/2025		
7928	COUPEVILLE	12/08/1937	Active	117	5	13	-6.40%	126	9	2	Y		R	12/2025		\$1,000.00
Exc Award (06/30/2023)																
48649	COUPEVILLE CENTRAL WHIDBEY	06/13/1988	Active	25	0	0	0.00%	25		13	Y	2	R	03/2020		
7626	DES MOINES	03/13/1963	Active	11	0	1	-8.33%	12	14	1	Y		R	12/2025		\$100.00
Exc Award (06/30/2023)																
7629	EDMONDS	11/11/1946	Active	28	5	2	12.00%	26	6	1	Y	3		12/2025		\$250.00
7630	EVERETT CENTRAL	05/20/1920	Active	12	0	8	-40.00%	20	3	5	Y		R	06/2025		\$150.00
7929	EVERSON	04/22/1930	Active	39	3	5	-4.88%	45	14	0	Y		N	12/2025		
7633	FAIRWOOD	03/05/1969	Active	13	1	1	0.00%	16	7	0	Y			02/2024		\$1,000.00
7930	FERNDAL HARBORVIEW	07/11/1941	Active	20	2	1	5.26%	20	5	0	Y	2	N	07/2025		
7628	GREATER BELLEVUE	03/06/1962	Active(1)	4	0	0	0.00%	4		6	Y	6		11/2017		
7637	KENNYDALE LIONS	01/03/1947	Active	6	0	0	0.00%	6		21	Y		N	01/2025		\$700.00
7639	LAKE STEVENS	09/29/1949	Active	41	1	1	0.00%	38	3	0	Y		R	12/2025		\$1,250.00
Exc Award (06/30/2017, 06/30/2022, 06/30/2023)																
32204	LYNDEN	05/18/1976	Active	59	12	12	0.00%	44	5	5	Y	2	N	10/2025		\$2,000.00
53351	MILL CREEK/WOODINVILLE	06/22/1992	Active	10	0	2	-16.67%	15	18	3	Y	6		12/2023		
7931	MOUNT VERNON	02/19/1929	Active	37	1	1	0.00%	36	12	2	Y		R	12/2025		\$640.00
Exc Award (06/30/2017, 06/30/2018)																



Club Health Assessment for District 19 O through December 2025

			Status	Membership						Reports				Finance	LCIF	
Club Number	Club Name	Charter Date	Times in Status Quo in Past 2 Years	Current Member Count **	YTD Members Added	YTD Members Dropped	YTD Net Growth% ***	Member Count 1 Year Ago	Dropped Members Avg.Length of Service	Months Since Membership Update	Current Officers Reported ****	Current President Repeated Term	VP Reported *****	Last Date Reported Service (mm/yyyy)	Account Balance	YTD Donations
45571	NORTH WHIDBEY	12/10/1985	Active	15	3	4	-6.25%	17	24	0	Y		N	05/2023		\$230.00
7932	OAK HARBOR	03/07/1951	Active	39	4	13	-18.75%	40	2	1	Y		N	07/2025		
Exc Award (06/30/2024, 06/30/2025)																
7933	ORCAS ISLAND L C	05/15/1972	Active	48	8	5	6.67%	42	4	0	Y	6	R	12/2025		
7648	REDMOND	10/13/1947	Active	9	0	0	0.00%	10		11	Y	7	R	12/2025		
7649	RENTON	08/11/1938	Active	52	5	4	1.96%	48	4	0	N	3	N	08/2025	\$17,757.20	
Exc Award (06/30/2020, 06/30/2024)																
7934	SAN JUAN	10/23/1962	Active	32	1	0	3.23%	41		2	N		N	05/2024		
60298	SEATTLE BITUIN	01/22/1998	Active	32	0	4	-11.11%	30	1	2	Y		R	11/2025		
7654	SEATTLE FIRST HILL	06/10/1954	Active	34	2	0	6.25%	33		0	Y	6	R	02/2021		
102232	SEATTLE MABUHAY	05/21/2008	Active	19	11	0	137.50%	8		5	Y	4	N	11/2020	90+ Days	\$90.00
Exc Award (06/30/2021)																
7660	SEATTLE RAINIER	06/25/1937	Active	25	0	0	0.00%	25		2	Y		N	10/2025		
Exc Award (06/30/2021, 06/30/2023)																
7663	SEATTLE UNIVERSITY BALLARD	04/02/1924	Active	38	1	5	-9.52%	42	23	2	Y		IP	08/2024		
7666	SEATTLE WEST SEATTLE	04/11/1929	Active(1)	16	0	0	0.00%	14		6	Y	5	R	09/2018	90+ Days	\$1,150.00
7935	SEDRO WOOLLEY	03/19/1937	Active	22	2	2	0.00%	21	0	1	Y		N	11/2025		
7669	SNOHOMISH	03/11/1929	Active	45	8	6	4.65%	43	12	1	Y			06/2025		
Exc Award (06/30/2024)																
7647	SNOQUALMIE VALLEY	03/12/1962	Active	5	0	0	0.00%	5		21	Y	19		08/2016		
7670	SOUTH EVERETT	09/17/1952	Active	24	13	0	118.18%	13		0	Y			10/2025		\$250.00
7936	SOUTH WHIDBEY	03/03/1948	Active	9	0	1	-10.00%	9	9	2	Y	5	R	04/2022		
7627	STANWOOD	09/15/1941	Active	30	3	2	3.45%	32	2	0	Y		N	11/2025		
135149	Whidbey Island	06/20/2018	Active	18	1	0	5.88%	18		0	Y			11/2025		

Clubs Cancelled Previous Fiscal Year – Clubs Cancelled within last 12 months may be reinstated

Club Number	Club Name	Charter Date	Current Status*	Cancellation Date
7924	BELLINGHAM FAIRHAVEN	11/23/1954	Cancelled(6*)	04/29/2025
7643	MERCER ISLAND	03/07/1955	Cancelled(8*)	12/30/2024



Club Health Assessment for District 19 O through December 2025

						Status		Membership					Reports				Finance		LCIF
						Times in Status Quo in Past 2 Years		Current Member Count **	YTD Members Added	YTD Members Dropped	YTD Net Growth***	Member Count 1 Year Ago	Dropped Members Avg.Length of Service	Months Since Membership Update	Current Officers Reported ****	Current President Repeated Term	VP Reported *****	Last Date Reported Service (mm/yyyy)	Account Balance
Club Number	Club Name		Charter Date																
Current Total Clubs Count	YTD New Clubs Count	YTD Cancelled Clubs Count	YTD Net Club Gain	Current Total Members Count	YTD Add	YTD Drop	YTD Net Growth	Member Count 12 Months Ago	Average Member Count Per Club	% of Clubs with less than 20 members	% No Officer Report in 12 Months	% of Clubs with balance 90+ days	Number of Clubs in Status Quo	% Status Quo Clubs in Financial Suspension	Number of Cancelled Clubs	Average Cancelled Club Age	Members Lost Due to Cancellation	% of Clubs Cancelled for Non-Financial Reasons	
39	0	0	0	1,106	105	119	-14	-1.25%	1,115	28	41%	0%	8%	0	0%	0	0	0	0%

* - P - Priority Club. Cancellation Reasons: 1-Objectives/conduct, 2-Non-active club, 5-Non-existing club, 6-Disbanding, 7-Merger, 8-Financial Suspension, 9-District/Multiple District Dues.

** Red denotes below 15 active members.

*** Red denotes 20% + loss.

**** Y - all 3 (President, Secretary, Treasurer) club officers reported, N - not all 3 reported.

***** Abbreviation: N-New, IP-Immediate Past, R-Repeat.



Club Health Assessment for District 19 S through December 2025

			Status	Membership						Reports				Finance	LCIF	
Club Number	Club Name	Charter Date	Times in Status Quo in Past 2 Years	Current Member Count **	YTD Members Added	YTD Members Dropped	YTD Net Growth% ***	Member Count 1 Year Ago	Dropped Members Avg.Length of Service	Months Since Membership Update	Current Officers Reported ****	Current President Repeated Term	VP Reported *****	Last Date Reported Service (mm/yyyy)	Account Balance	YTD Donations
Clubs more than two years old																
7769	ALMIRA	12/09/1952	Active	11	0	0	0.00%	13		10	Y	3	N	07/2022		
7837	ASOTIN	05/10/1946	Active	49	2	0	4.26%	48		0	Y		R	04/2021		\$100.00
7838	BENTON CITY	03/25/1971	Active	12	1	1	0.00%	14	12	3	Y	7		10/2025		
134296	Cheney Centennial	05/18/2018	Active	13	2	0	18.18%	10		4	Y			05/2025		
50527	CHEWELAH VALLEY	05/17/1990	Active	39	5	9	-9.30%	46	8	2	Y	2	N	12/2025		\$2,205.00
	Exc Award (06/30/2018)															
121490	Coeur d'Alene	03/10/2014	Active	10	3	1	25.00%	15	9	2	Y		N	12/2025		\$100.00
	Exc Award (06/30/2018)															
7842	COLLEGE PLACE	10/24/1962	Active	13	1	2	-7.14%	17	28	0	Y	3	R	03/2025		
	Exc Award (06/30/2018)															
7824	COTTONWOOD	11/03/1947	Active	24	1	1	0.00%	25	25	1	Y	2	R	11/2023		
31657	CRAIGMONT	02/11/1976	Active	21	0	0	0.00%	21		11	Y		N	04/2022		
7772	DAVENPORT	11/20/1953	Active	83	5	3	2.47%	79	2	0	Y		N	11/2025		\$1,177.00
7844	DAYTON	03/27/1963	Active	8	0	3	-27.27%	11	14	0	Y			09/2023		
7774	GRAND COULEE DAM	04/11/1935	Active	13	0	0	0.00%	13		14	Y		N	09/2025		
7849	GRANGER	05/21/1947	Active	34	1	2	-2.86%	29	26	1	Y	2	R	11/2024		\$120.00
7825	GRANGEVILLE	10/11/1935	Active	47	3	2	2.17%	45	8	0	Y	5		05/2019		
7775	HARRINGTON	01/30/1946	Active	33	3	1	6.45%	31	2	1	N	None	N	01/2024		
7827	KENDRICK	10/15/1953	Active	27	4	2	8.00%	27	5	0	Y		N	12/2025		
7829	LEWISTON	02/15/1930	Active	22	1	2	-4.35%	19	0	3	Y	6	R	08/2025	90+ Days	\$10.00
	Exc Award (06/30/2025)															
107697	LIBERTY LAKE	03/03/2010	Active	11	1	0	10.00%	10		6	Y	2	N	06/2025		
	Exc Award (06/30/2018)															
7780	LIND	12/20/1967	Active	26	1	7	-18.75%	32	8	0	Y	2	R	12/2025		
7781	MEDICAL LAKE	04/10/1968	Active(1)	23	2	2	0.00%	23	5	1	Y	3	N	04/2024		
7830	MOSCOW CENTRAL	11/28/1939	Active	56	2	1	1.82%	55	55	2	Y		N	06/2025		\$2,000.00
7855	NACHES	03/10/1949	Active	31	0	0	0.00%	33		10	Y		N	11/2025		\$150.00
49316	NACHES SUNSHINE	03/23/1989	Active	11	0	3	-21.43%	16	6	1	Y		N	11/2024		\$50.00




Club Health Assessment for District 19 S through December 2025

			Status	Membership						Reports				Finance	LCIF	
Club Number	Club Name	Charter Date	Times in Status Quo in Past 2 Years	Current Member Count **	YTD Members Added	YTD Members Dropped	YTD Net Growth% ***	Member Count 1 Year Ago	Dropped Members Avg.Length of Service	Months Since Membership Update	Current Officers Reported ****	Current President Repeated Term	VP Reported *****	Last Date Reported Service (mm/yyyy)	Account Balance	YTD Donations
7832	NEZPERCE	11/14/1947	Active(1)	28	0	0	0.00%	28		8	N	None		09/2013		
7783	ODESSA	10/27/1941	Active(1)	33	0	0	0.00%	31		10	N	None		02/2019		
7800	OSBURN	11/25/1952	Active	5	0	0	0.00%	6		6	Y	7	R	01/2020		
7856	PALOUSE	01/09/1967	Active	27	0	0	0.00%	30		6	Y		N	09/2019		
7801	PINEHURST KINGSTON	03/27/1956	Active	22	0	0	0.00%	22		14	Y	4	N	10/2024		
7802	POST FALLS	02/05/1964	Active	24	3	1	9.09%	21	2	0	Y		N	12/2025		\$540.00
Exc Award (06/30/2025)																
7834	POTLATCH	01/24/1973	Active	14	3	4	-6.67%	22	1	3	Y	2		10/2024	90+ Days	
7859	PRESCOTT DISTRICT	12/17/1959	Active	25	3	0	13.64%	24		1	Y		N	11/2024		
38282	PRIEST LAKE	04/18/1980	Active	55	2	5	-5.17%	60	9	3	Y	3	N	03/2025		\$1,000.00
7803	PRIEST RIVER	03/09/1964	Active	10	0	0	0.00%	10		6	Y		N	06/2025		
7860	PULLMAN	11/13/1939	Active	48	4	5	-2.04%	52	21	0	Y		N	09/2025	90+ Days	
7804	RATHDRUM	01/23/1947	Active	33	5	11	-15.38%	38	3	3	Y	2	N	12/2025	90+ Days	\$1,030.00
7785	REARDAN	05/03/1946	Active	41	7	4	7.89%	38	11	2	Y	8	N	07/2021	90+ Days	
7786	RITZVILLE	10/05/1939	Active	35	0	7	-16.67%	42	15	3	Y		N	05/2016		
7787	ROCKFORD	03/13/1944	Active	20	2	2	0.00%	21	10	1	Y	4	R	12/2025	90+ Days	\$200.00
7805	SANDPOINT	06/24/1953	Active(1)	31	4	4	0.00%	34	8	2	Y	5	N	12/2025	90+ Days	
57113	SELAH VALLEY	06/27/1995	Active	18	0	0	0.00%	17		6	Y	2	R	11/2025		\$60.00
Exc Award (06/30/2017)																
7806	SMELTERVILLE	03/26/1956	Active	10	0	0	0.00%	11		10	Y	28		02/2025		
7789	SPOKANE CENTRAL	03/02/1922	Active	86	2	3	-1.15%	81	8	1	Y		N	09/2025		\$1,340.00
Exc Award (06/30/2018, 06/30/2023, 06/30/2024)																
7792	SPOKANE SHADLE NORTH	05/07/1954	Active	31	2	0	6.90%	27		2	Y	2	R	12/2025		\$1,305.00
Exc Award (06/30/2021, 06/30/2023, 06/30/2025)																
7795	SPOKANE VALLEY	01/13/1947	Active	12	0	0	0.00%	12		21	N	None		12/2020		\$1,000.00
7866	SUNNYSIDE	11/09/1950	Active	20	3	1	11.11%	17	0	0	Y		R	12/2025		\$478.00
Exc Award (06/30/2024, 06/30/2025)																
7867	TERRACE HEIGHTS	01/21/1963	Active	10	0	0	0.00%	10		8	Y	7		06/2025		
7869	TOPPENISH	01/14/1948	Active	23	0	0	0.00%	24		5	Y		N	07/2022	90+ Days	\$65.00



Club Health Assessment for District 19 S through December 2025

			Status	Membership						Reports				Finance	LCIF	
Club Number	Club Name	Charter Date	Times in Status Quo in Past 2 Years	Current Member Count **	YTD Members Added	YTD Members Dropped	YTD Net Growth% ***	Member Count 1 Year Ago	Dropped Members Avg.Length of Service	Months Since Membership Update	Current Officers Reported ****	Current President Repeated Term	VP Reported *****	Last Date Reported Service (mm/yyyy)	Account Balance	YTD Donations
7870	TOUCHET GARDENA	11/27/1962	Active	35	0	2	-5.41%	36	3	2	Y		N	10/2025	90+ Days	\$1,500.00
7836	TROY	08/01/1967	Active	27	1	2	-3.57%	27	1	1	Y			08/2025		
7872	WAITSBURG	02/22/1963	Active	65	3	5	-2.99%	66	13	2	Y		N	11/2025		
7873	WALLA WALLA DOWNTOWN	02/16/1929	Active	13	0	0	0.00%	12		4	Y	3	N	12/2025		
7874	WALLA WALLA EASTGATE	08/22/1956	Active	15	1	9	-34.78%	23	18	2	Y	2	R	07/2022		
7875	WAPATO	10/24/1938	Active(1)	10	1	2	-9.09%	11	8	3	N	None		10/2025		
7796	WASHTUCNA	03/13/1948	Active	12	2	0	20.00%	12		4	N	None		01/2020		
95114	WEST RICHLAND RED MOUNTAIN	01/30/2006	Active	18	0	0	0.00%	18		8	Y	5		12/2017		
29206	WHITEPINE	04/30/1974	Active	12	1	3	-14.29%	14	28	1	N	5	N	03/2022		
7797	WILBUR	06/10/1946	Active	47	0	0	0.00%	50		8	Y		IP	09/2019		
7877	YAKIMA	12/01/1922	Active	31	3	2	3.33%	28	44	0	Y		N	12/2025		
7878	ZILLAH	10/18/1938	Active	21	0	0	0.00%	23		1	Y	2	R	12/2025		

Clubs Cancelled Previous Fiscal Year – Clubs Cancelled within last 12 months may be reinstated

Club Number	Club Name	Charter Date	Current Status*	Cancellation Date
7776	KAHLOTUS	04/24/1972	Cancelled(8*)	12/30/2024

Current Total Clubs Count	YTD New Clubs Count	YTD Cancelled Clubs Count	YTD Net Club Gain	Current Total Members Count	YTD Add	YTD Drop	YTD Net Growth	YTD Net Growth %	Member Count 12 Months Ago	Average Member Count Per Club	% of Clubs with less than 20 members	% No Officer Report in 12 Months	% of Clubs with balance 90+ days	Number of Clubs in Status Quo	% Status Quo Clubs in Financial Suspension	Number of Cancelled Clubs	Average Cancelled Club Age	Members Lost Due to Cancellation	% of Clubs Cancelled for Non-Financial Reasons
59	0	0	0	1,584	90	114	-24	-1.49%	1,630	27	37%	2%	17%	0	0%	0	0	0	0%

* - P - Priority Club. Cancellation Reasons: 1-Objectives/conduct, 2-Non-active club, 5-Non-existing club, 6-Disbanding, 7-Merger, 8-Financial Suspension, 9-District/Multiple District Dues.

** Red denotes below 15 active members.

*** Red denotes 20% + loss.

**** Y - all 3 (President, Secretary, Treasurer) club officers reported, N - not all 3 reported.

***** Abbreviation: N-New, IP-Immediate Past, R-Repeat.



Club Health Assessment for District 36 O through December 2025

			Status	Membership						Reports				Finance	LCIF	
Club Number	Club Name	Charter Date	Times in Status Quo in Past 2 Years	Current Member Count **	YTD Members Added	YTD Members Dropped	YTD Net Growth% ***	Member Count 1 Year Ago	Dropped Members Avg.Length of Service	Months Since Membership Update	Current Officers Reported ****	Current President Repeated Term	VP Reported *****	Last Date Reported Service (mm/yyyy)	Account Balance	YTD Donations
Clubs more than two years old																
12779	ASTORIA	02/16/1942	Active	22	4	0	22.22%	20		2	Y	7	N	10/2025		\$1,300.00
	Exc Award (06/30/2018, 06/30/2022, 06/30/2023)															
39408	BEAVERCREEK	02/12/1981	Active	17	0	1	-5.56%	15	10	0	Y	4	N	12/2025		
12781	BEAVERTON	01/16/1951	Active	22	2	1	4.76%	20	16	1	Y		N	08/2025		\$100.00
12784	CARLTON YAMHILL L C	02/22/1965	Active	11	3	3	0.00%	10	25	4	Y			11/2025		
42651	CLOVERDALE NESTUCCA VALLEY	05/06/1983	Active	15	1	2	-6.25%	18	9	0	Y		N	07/2024		
12789	FOREST GROVE	10/15/1946	Active	24	0	3	-11.11%	28	17	0	Y	2	R	12/2025		
12790	GARIBALDI	12/07/1953	Cancelled(6*)	0	0	1	-100.00%	4	31	8	N	None		02/2024		
38442	GRESHAM BREAKFAST	05/06/1980	Active	41	3	2	2.50%	42	9	0	N		N	09/2025	90+ Days	
49194	GRESHAM SUPPER	02/07/1989	Active	8	0	1	-11.11%	10	2	4	Y	12		11/2025		
12793	HILLSBORO	08/25/1938	Active	6	0	0	0.00%	7		7	Y	14		06/2025		
12794	KING CITY	02/22/1967	Active	26	4	3	4.00%	26	5	2	Y		N	06/2025	90+ Days	
12796	LAKE OSWEGO	10/16/1946	Active	40	2	5	-6.98%	45	9	2	Y		N	12/2025		
	Exc Award (06/30/2023)															
12797	MC MINNVILLE	04/10/1940	Active	46	2	3	-2.13%	45	25	1	Y		N	12/2025	90+ Days	\$270.00
12799	MILWAUKIE	10/28/1948	Active	23	0	1	-4.17%	24	8	0	Y		N	11/2025		\$5,060.00
	Exc Award (06/30/2018, 06/30/2024)															
12800	MOUNT HOOD	05/11/1951	Active	109	7	1	5.83%	116	10	0	Y	2	N	11/2025		
103480	OREGON CITY	08/22/2008	Active(1)	7	0	0	0.00%	7		6	N	None		10/2022		
12806	PORTLAND BENTHAM	02/03/1954	Active	17	2	0	13.33%	15		1	Y			06/2025		\$250.00
12808	PORTLAND COLUMBIA	11/02/1949	Active	11	0	0	0.00%	11		6	Y			07/2024		
12805	PORTLAND DOWNTOWN	12/02/1921	Active	14	0	7	-33.33%	22	22	3	N	2		10/2025		\$6,500.00
12811	PORTLAND HOLLYWOOD	09/12/1928	Active	34	0	0	0.00%	33		0	Y		N	12/2025		\$1,070.00
123158	Portland Legacy	09/25/2014	Cancelled(6*)	0	0	0	0.00%	8		6	N	None		09/2024		
12813	PORTLAND LLOYD	03/03/1960	Active	12	0	0	0.00%	8		2	Y		R	03/2024		\$60.00
67584	PORTLAND OAKS BOTTOM	03/27/2003	Active	18	0	0	0.00%	19		5	Y		N	05/2025		
12821	ROCKAWAY	09/12/1955	Active	37	2	4	-5.13%	35	8	2	Y		N	05/2025	90+ Days	\$200.00



Club Health Assessment for District 36 O through December 2025

INTERNATIONAL

			Status	Membership						Reports				Finance	LCIF	
Club Number	Club Name	Charter Date	Times in Status Quo in Past 2 Years	Current Member Count **	YTD Members Added	YTD Members Dropped	YTD Net Growth% ***	Member Count 1 Year Ago	Dropped Members Avg.Length of Service	Months Since Membership Update	Current Officers Reported ****	Current President Repeated Term	VP Reported *****	Last Date Reported Service (mm/yyyy)	Account Balance	YTD Donations
106859	SANDY	11/11/2009	Active	10	0	1	-9.09%	11	4	0	Y	8	R	12/2025	90+ Days	\$817.00
12822	ST HELENS	10/10/1955	Active	22	0	0	0.00%	24		6	Y		N	12/2025		
153148	Tillamook	05/02/2023	Active	33	5	2	10.00%	29	0	2	Y	4	R	11/2025		
12828	TUALATIN	03/06/1973	Active	11	0	0	0.00%	13		8	Y	9		10/2025	90+ Days	\$600.00
12829	VERNONIA	11/05/1946	Active	28	0	6	-17.65%	32	7	0	Y		N	12/2024		
12830	WEST LINN	04/28/1953	Active	50	2	4	-3.85%	52	2	0	Y			06/2025		
12832	WILSONVILLE	04/17/1969	Active	8	1	0	14.29%	7		6	Y	3		02/2025		\$1,000.00

Clubs Cancelled Previous Fiscal Year – Clubs Cancelled within last 12 months may be reinstated

Club Number	Club Name	Charter Date	Current Status*	Cancellation Date
52596	PORTLAND METRO	03/02/1992	Cancelled(8*)	12/30/2024

Current Total Clubs Count	YTD New Clubs Count	YTD Cancelled Clubs Count	YTD Net Club Gain	Current Total Members Count	YTD Add	YTD Drop	YTD Net Growth	YTD Net Growth %	Member Count 12 Months Ago	Average Member Count Per Club	% of Clubs with less than 20 members	% No Officer Report in 12 Months	% of Clubs with balance 90+ days	Number of Clubs in Status Quo	% Status Quo Clubs in Financial Suspension	Number of Cancelled Clubs	Average Cancelled Club Age	Members Lost Due to Cancellation	% of Clubs Cancelled for Non-Financial Reasons
29	0	2	-2	722	40	51	-11	-1.50%	756	25	48%	0%	21%	0	0%	2	58	1	50%

* - P - Priority Club. Cancellation Reasons: 1-Objectives/conduct, 2-Non-active club, 5-Non-existing club, 6-Disbanding, 7-Merger, 8-Financial Suspension, 9-District/Multiple District Dues.

** Red denotes below 15 active members.

*** Red denotes 20% + loss.

**** Y - all 3 (President, Secretary, Treasurer) club officers reported, N - not all 3 reported.

***** Abbreviation: N-New, IP-Immediate Past, R-Repeat.



Club Health Assessment for District 36 R through December 2025

			Status	Membership						Reports				Finance	LCIF	
Club Number	Club Name	Charter Date	Times in Status Quo in Past 2 Years	Current Member Count **	YTD Members Added	YTD Members Dropped	YTD Net Growth% ***	Member Count 1 Year Ago	Dropped Members Avg.Length of Service	Months Since Membership Update	Current Officers Reported ****	Current President Repeated Term	VP Reported *****	Last Date Reported Service (mm/yyyy)	Account Balance	YTD Donations
Clubs more than two years old																
12835	ALBANY EAST	09/27/1951	Active	41	0	0	0.00%	42		4	Y		N	12/2025	90+ Days	\$1,050.00
36571	ALVADORE-FRANKLIN L C	02/27/1979	Active	9	0	0	0.00%	9		6	N	5		01/2025		
12836	CENTRAL	09/02/1938	Active	37	3	4	-2.63%	44	23	0	Y			07/2025		\$252.00
107930	CENTRAL LINN	04/15/2010	Active	22	0	0	0.00%	22		11	Y	10	N	08/2025		
Exc Award (06/30/2018)																
12839	CORVALLIS	02/25/1925	Active	22	2	5	-12.00%	24	15	0	Y		R	12/2025		
12840	COTTAGE GROVE	03/13/1924	Active	39	1	2	-2.50%	39	30	2	Y		N	08/2025		
68911	DALLAS	06/10/2003	Active	4	0	0	0.00%	4		5	N			08/2025		
12843	ELKTON	02/14/1951	Active	7	0	0	0.00%	6		10	Y	9	N	12/2025		
12845	EUGENE BETHEL	02/23/1955	Active	16	2	6	-20.00%	20	17	0	Y		N	05/2025		\$1,000.00
12844	EUGENE DOWNTOWN	02/20/1924	Active	57	3	0	5.56%	56		2	Y			09/2025		\$200.00
Exc Award (06/30/2023)																
12848	FLORENCE SIUSLAW	10/26/1948	Active	16	0	1	-5.88%	15	2	2	Y		IP	12/2025		\$220.00
12849	GARDINER REEDSPORT	04/19/1940	Active	39	7	2	14.71%	29	2	0	Y	4	R	12/2025		
Exc Award (06/30/2023)																
106694	JEFFERSON	09/28/2009	Active	4	0	0	0.00%	5		7	Y	3		10/2025		
Exc Award (06/30/2017)																
12851	JUNCTION CITY	02/02/1929	Active	66	2	26	-26.67%	59	3	0	Y		N	10/2025		
Exc Award (06/30/2018, 06/30/2025)																
12852	KEIZER	09/15/1950	Active(1)	13	0	0	0.00%	14		7	Y	2	R	08/2025		
30507	LAKESIDE	04/08/1975	Active	7	0	1	-12.50%	6	6	0	Y			11/2025		
12854	MAPLETON	03/29/1950	Active	18	0	0	0.00%	22		8	Y			11/2025		
12856	MILL CITY	12/11/1947	Active	17	1	0	6.25%	17		2	Y	8	R	12/2025		
68846	MOHAWK VALLEY	05/06/2003	Active	25	0	0	0.00%	27		10	Y		R	07/2025		
39151	MOUNT ANGEL	12/19/1980	Active	7	2	1	16.67%	7	3	0	N	3	N	06/2024		
12858	NEWPORT	04/20/1929	Active	16	0	0	0.00%	20		6	Y	2	R	09/2025		
Exc Award (06/30/2024)																
12861	PHILOMATH	01/13/1948	Active	15	0	0	0.00%	13		6	Y		N	07/2025		
Exc Award (06/30/2018)																



Club Health Assessment for District 36 R through December 2025

			Status	Membership						Reports				Finance	LCIF	
Club Number	Club Name	Charter Date	Times in Status Quo in Past 2 Years	Current Member Count **	YTD Members Added	YTD Members Dropped	YTD Net Growth% ***	Member Count 1 Year Ago	Dropped Members Avg.Length of Service	Months Since Membership Update	Current Officers Reported ****	Current President Repeated Term	VP Reported *****	Last Date Reported Service (mm/yyyy)	Account Balance	YTD Donations
12864	SALEM DOWNTOWN	05/26/1922	Active	8	0	0	0.00%	8		6	Y			06/2024		
12875	SALEM WEST	03/04/1942	Active	13	0	0	0.00%	14		6	Y	12		12/2025		
	Exc Award (06/30/2018)															
12868	SILVERTON	09/27/1938	Active	21	1	2	-4.55%	23	8	2	Y		R	11/2025		\$100.00
12866	SOUTH SALEM	02/28/1951	Active	9	0	1	-10.00%	11	9	5	Y			11/2025		
	Exc Award (06/30/2018)															
12869	SPRINGFIELD	10/10/1950	Active	29	1	0	3.57%	28		4	Y		N	07/2025	90+ Days	
	Exc Award (06/30/2018)															
12871	STAYTON	09/01/1938	Active	8	0	0	0.00%	9		6	Y		N	12/2025		
	Exc Award (06/30/2023)															
54479	WALDPORT	05/17/1993	Active	16	2	1	6.67%	15	37	1	Y	2	R	10/2025		
83004	WOODBURN	06/30/2004	Active	11	1	0	10.00%	10		1	Y	18		08/2025		
12876	YACHATS	07/20/1950	Active	39	5	0	14.71%	32		1	Y	3		11/2025		

Clubs Cancelled Previous Fiscal Year – Clubs Cancelled within last 12 months may be reinstated

Club Number	Club Name	Charter Date	Current Status*	Cancellation Date
12865	SALEM NORTH EAST	04/23/1940	Cancelled(6*)	06/29/2025

Current Total Clubs Count	YTD New Clubs Count	YTD Cancelled Clubs Count	YTD Net Club Gain	Current Total Members Count	YTD Add	YTD Drop	YTD Net Growth	YTD Net Growth %	Member Count 12 Months Ago	Average Member Count Per Club	% of Clubs with less than 20 members	% No Officer Report in 12 Months	% of Clubs with balance 90+ days	Number of Clubs in Status Quo	% Status Quo Clubs in Financial Suspension	Number of Cancelled Clubs	Average Cancelled Club Age	Members Lost Due to Cancellation	% of Clubs Cancelled for Non-Financial Reasons
31	0	0	0	651	33	52	-19	-2.84%	650	21	61%	0%	6%	0	0%	0	0	0	0%

* - P - Priority Club. Cancellation Reasons: 1-Objectives/conduct, 2-Non-active club, 5-Non-existing club, 6-Disbanding, 7-Merger, 8-Financial Suspension, 9-District/Multiple District Dues.

** Red denotes below 15 active members.


*** Red denotes 20% + loss.

**** Y - all 3 (President, Secretary, Treasurer) club officers reported, N - not all 3 reported.

***** Abbreviation: N-New, IP-Immediate Past, R-Repeat.



Club Health Assessment for District 36 E through December 2025

			Status	Membership					Reports				Finance	LCIF		
Club Number	Club Name	Charter Date	Times in Status Quo in Past 2 Years	Current Member Count **	YTD Members Added	YTD Members Dropped	YTD Net Growth% ***	Member Count 1 Year Ago	Dropped Members Avg.Length of Service	Months Since Membership Update	Current Officers Reported ****	Current President Repeated Term	VP Reported *****	Last Date Reported Service (mm/yyyy)	Account Balance	YTD Donations
Clubs more than two years old																
30436	APPLEGATE	03/26/1975	Active	14	0	0	0.00%	13		1	Y	2	R	05/2017		
12879	ASHLAND	09/13/1938	Active	28	4	0	16.67%	24		1	Y		IP	12/2025		
Exc Award (06/30/2024)																
12880	BANDON	08/14/1951	Active	11	1	0	10.00%	10		4	Y		N	06/2025		
34833	BONANZA	12/21/1977	Active	22	0	1	-4.35%	26	7	1	N			02/2020		
12881	BROOKINGS HARBOR	01/10/1953	Active	13	3	5	-13.33%	14	5	2	Y		R	12/2025		
12883	CANYONVILLE	03/24/1948	Active(1)	9	0	2	-18.18%	11	1	2	Y	2	R	08/2025		
Exc Award (06/30/2018)																
12885	COOS BAY	04/06/1931	Active	40	3	6	-6.98%	43	16	1	Y		N	04/2025		
12886	COQUILLE	06/25/1925	Active	10	0	0	0.00%	10		16	N	None		11/2014		
99187	CRESCENT CITY	04/25/2007	Active	12	1	0	9.09%	11		6	Y		IP	08/2024		
12878	DORRIS	07/18/1946	Active	52	1	1	0.00%	47	15	0	Y		R	06/2023		
12887	EAGLE POINT	12/16/1951	Active	12	0	0	0.00%	12		5	Y		N	12/2024		
54432	GOLD BEACH	05/06/1993	Active	15	0	0	0.00%	15		16	N	None		08/2021		
12891	GRANTS PASS	01/18/1928	Active	11	1	1	0.00%	9	1	2	Y		IP	10/2025		\$40.00
12893	ILLINOIS VALLEY	02/27/1948	Active	26	1	0	4.00%	27		2	N			02/2019		
35732	KENO	06/12/1978	Active	16	0	0	0.00%	17		1	Y		N	10/2019		
12895	KLAMATH FALLS	10/14/1926	Active	19	0	0	0.00%	22		7	Y	2	N	11/2025		\$60.00
12897	LAKEVIEW	04/03/1942	Active	10	1	3	-16.67%	14	6	3	N	None		06/2019	90+ Days	
12898	LANGLOIS	06/15/1964	Active	13	2	0	18.18%	11		5	N	None	N	08/2025		
12899	MEDFORD HOST	04/07/1925	Active(1)	10	0	0	0.00%	10		24	Y	8		06/2025		
12902	MERRILL	04/07/1948	Active(1)	40	2	1	2.56%	41	19	0	Y	2	N	10/2022		
12903	MYRTLE CREEK	03/18/1948	Active	19	0	4	-17.39%	25	13	1	Y	7	R	07/2025		\$60.00
Exc Award (06/30/2023)																
12904	MYRTLE POINT	10/05/1928	Active	3	0	0	0.00%	3		24	N	None		03/2025		
12909	POWERS	01/30/1942	Active	42	0	0	0.00%	39		6	N	2		07/2024	90+ Days	
12910	PROSPECT	04/26/1948	Active	17	0	0	0.00%	10		3	Y	7	N	04/2024		\$500.00



Club Health Assessment for District 36 E through December 2025

INTERNATIONAL

						Status				Membership					Reports				Finance		LCIF
						Times in Status Quo in Past 2 Years	Current Member Count **	YTD Members Added	YTD Members Dropped	YTD Net Growth***	Member Count 1 Year Ago	Dropped Members Avg.Length of Service	Months Since Membership Update	Current Officers Reported ****	Current President Repeated Term	VP Reported *****	Last Date Reported Service (mm/yyyy)	Account Balance	YTD Donations		
Club Number	Club Name	Charter Date																			
12911	RIDDLE	03/23/1948	Active	5	0	0	0.00%	5		18	N	None		03/2024							
12894	ROGUE VALLEY	03/16/1948	Active	35	9	2	25.00%	28	2	0	Y	4	R	11/2022				\$100.00			
12913	ROSEBURG	10/12/1928	Active	28	1	4	-9.68%	32	7	0	Y		N	01/2025							
30354	SILVER LAKE	03/06/1975	Active(1)	2	0	1	-33.33%	3	25	0	Y	4		11/2014							
12917	SUTHERLIN	11/22/1946	Active	37	6	0	19.35%	34		1	Y		N	12/2025							
Current Total Clubs Count	YTD New Clubs Count	YTD Cancelled Clubs Count	YTD Net Club Gain	Current Total Members Count	YTD Add	YTD Drop	YTD Net Growth	YTD Net Growth %	Member Count 12 Months Ago	Average Member Count Per Club	% of Clubs with less than 20 members	% No Officer Report in 12 Months	% of Clubs with balance 90+ days	Number of Clubs in Status Quo	% Status Quo Clubs in Financial Suspension	Number of Cancelled Clubs	Average Cancelled Club Age	Members Lost Due to Cancellation	% of Clubs Cancelled for Non-Financial Reasons		
29	0	0	0	571	36	31	5	0.88%	566	20	66%	10%	7%	0	0%	0	0	0	0%		

* - P - Priority Club. Cancellation Reasons: 1-Objectives/conduct, 2-Non-active club, 5-Non-existing club, 6-Disbanding, 7-Merger, 8-Financial Suspension, 9-District/Multiple District Dues.

** Red denotes below 15 active members.

*** Red denotes 20% + loss.

**** Y - all 3 (President, Secretary, Treasurer) club officers reported, N - not all 3 reported.

***** Abbreviation: N-New, IP-Immediate Past, R-Repeat.



Club Health Assessment for District 36 G through December 2025

			Status	Membership					Reports					Finance		LCIF
Club Number	Club Name	Charter Date	Times in Status Quo in Past 2 Years	Current Member Count **	YTD Members Added	YTD Members Dropped	YTD Net Growth% ***	Member Count 1 Year Ago	Dropped Members Avg.Length of Service	Months Since Membership Update	Current Officers Reported ****	Current President Repeated Term	VP Reported *****	Last Date Reported Service (mm/yyyy)	Account Balance	YTD Donations
Clubs more than two years old																
107753	ARLINGTON	03/05/2010	Active(1)	14	2	0	16.67%	15		1	Y		R	12/2020		
12920	BAKER CITY	08/29/1929	Active	38	0	0	0.00%	38		9	N	None		04/2019		
12921	BEND/SUNRISE	11/05/1926	Active	6	0	0	0.00%	6		11	Y	5		05/2025		
12924	BURNS	03/27/1942	Active	23	0	2	-8.00%	22	17	4	Y	2	N	11/2025		
37320	CROOKED RIVER RANCH L C	06/28/1979	Active	53	2	15	-19.70%	61	8	0	Y			10/2025		\$2,500.00
59567	ELGIN	05/23/1997	Active	46	2	1	2.22%	49	3	4	Y	3	R	07/2025	90+ Days	\$100.00
12927	ENTERPRISE-JOSEPH L C	09/09/1929	Active	47	3	0	6.82%	44		1	Y	14	R	09/2025		
12928	HALFWAY	12/08/1965	Active	18	0	3	-14.29%	26	7	0	Y	2	N	03/2017		
29114	HEPPNER	04/04/1974	Active	14	0	0	0.00%	16		10	N	None		03/2011		
12929	HERMISTON	11/27/1972	Active	26	0	4	-13.33%	30	4	0	Y	7		11/2019		
12930	HOOD RIVER	08/09/1938	Active	51	2	3	-1.92%	53	7	2	Y		R	10/2025		
31438	HOOD RIVER EYE OPENERS	12/29/1975	Active	17	1	0	6.25%	13		5	Y	3	N	12/2019		
12931	HUNTINGTON	11/09/1948	Active(1)	5	0	0	0.00%	7		6	Y	3		02/2017		
12934	ISLAND CITY	01/14/1974	Cancelled(6*)	0	0	0	0.00%	10		6	N	None		06/2019		
12935	JORDAN VALLEY	10/13/1970	Active	15	1	1	0.00%	14	55	5	Y	4	R	02/2018		
12936	LA GRANDE	05/02/1929	Active(1)	28	1	2	-3.45%	0	5	2	Y		N	02/2018		
82431	LA PINE	05/24/2004	Active	12	4	20	-57.14%	30	2	0	Y			07/2025	90+ Days	
Exc Award (06/30/2018)																
12938	MADRAS	01/30/1970	Active	11	0	0	0.00%	11		17	N		N	06/2024		
30172	MITCHELL	01/27/1975	Cancelled(6*)	0	0	10	-100.00%	10	18	3	N	None		09/2022	90+ Days	
12942	PENDLETON	04/21/1950	Active	28	1	5	-12.50%	31	10	1	Y		N	06/2025	90+ Days	\$3,000.00
12945	PRINEVILLE	09/20/1938	Active	10	1	0	11.11%	12		5	N	None		06/2025		
12949	THE DALLES	11/15/1926	Active	79	5	0	6.76%	81		2	Y		N	10/2025		
Exc Award (06/30/2017, 06/30/2018)																
65248	THREE SISTERS	04/23/2002	Active	11	0	0	0.00%	11		18	Y	2		10/2025		
12950	UNION	01/15/1974	Active	14	0	0	0.00%	14		13	N	None		12/2018		



Club Health Assessment for District 36 G through December 2025

						Status		Membership					Reports				Finance		LCIF
						Times in Status Quo in Past 2 Years		Current Member Count **	YTD Members Added	YTD Members Dropped	YTD Net Growth***	Member Count 1 Year Ago	Dropped Members Avg.Length of Service	Months Since Membership Update	Current Officers Reported ****	Current President Repeated Term	VP Reported *****	Last Date Reported Service (mm/yyyy)	Account Balance
Club Number	Club Name		Charter Date																
Current Total Clubs Count	YTD New Clubs Count	YTD Cancelled Clubs Count	YTD Net Club Gain	Current Total Members Count	YTD Add	YTD Drop	YTD Net Growth	Member Count 12 Months Ago	Average Member Count Per Club	% of Clubs with less than 20 members	% No Officer Report in 12 Months	% of Clubs with balance 90+ days	Number of Clubs in Status Quo	% Status Quo Clubs in Financial Suspension	Number of Cancelled Clubs	Average Cancelled Club Age	Members Lost Due to Cancellation	% of Clubs Cancelled for Non-Financial Reasons	
22	0	2	-2	566	25	66	-41	-6.75%	604	26	55%	9%	14%	0	0%	2	51	10	100%

* - P - Priority Club. Cancellation Reasons: 1-Objectives/conduct, 2-Non-active club, 5-Non-existing club, 6-Disbanding, 7-Merger, 8-Financial Suspension, 9-District/Multiple District Dues.

** Red denotes below 15 active members.

*** Red denotes 20% + loss.

**** Y - all 3 (President, Secretary, Treasurer) club officers reported, N - not all 3 reported.

***** Abbreviation: N-New, IP-Immediate Past, R-Repeat.



Club Health Assessment for District 49 A through December 2025

			Status	Membership						Reports				Finance	LCIF	
Club Number	Club Name	Charter Date	Times in Status Quo in Past 2 Years	Current Member Count **	YTD Members Added	YTD Members Dropped	YTD Net Growth% ***	Member Count 1 Year Ago	Dropped Members Avg.Length of Service	Months Since Membership Update	Current Officers Reported ****	Current President Repeated Term	VP Reported *****	Last Date Reported Service (mm/yyyy)	Account Balance	YTD Donations
Clubs more than two years old																
131294	Alaska Centennial Veterans	06/21/2017	Active	4	0	0	0.00%	2		6	Y	7		12/2025		
115744	ALASKA STATE SNO-X	01/10/2012	Active	0	0	19	-100.00%	25	4	0	N	None		11/2024	90+ Days	
14241	ANCHORAGE	06/06/1944	Active	16	0	1	-5.88%	20	1	3	N	4	R	08/2025		\$2,098.09
109061	ANCHORAGE ALASKA SPORTS CAR	08/12/2010	Active(1)	105	10	0	10.53%	58		2	Y	6	R	10/2025		
43623	ANCHORAGE BENTON BAY ATHLETIC	03/30/1984	Active	30	0	0	0.00%	31		4	Y		N	12/2025		\$1,200.00
Exc Award (06/30/2018, 06/30/2024)																
130461	Anchorage Centennial Cyber	04/11/2017	Active(1)	4	0	0	0.00%	4		25	Y	10		04/2025		
42778	ANCHORAGE MABUHAY	06/15/1983	Active	32	2	0	6.67%	23		1	Y		N	10/2025		\$1,892.00
Exc Award (06/30/2025)																
14245	ANCHORAGE MT MCKINLEY	11/29/1950	Active	9	0	0	0.00%	11		7	Y			12/2025		\$200.00
62928	ANCHORAGE RACING	03/27/2000	Active	38	1	4	-7.32%	41	9	1	Y	3	R	04/2025		
42069	BALLYHOO	12/08/1982	Active(3)	12	0	0	0.00%	12		24	Y	5		08/2024		
14246	BETHEL	10/09/1962	Active(1)	6	0	0	0.00%	27		6	Y	3		02/2025		
36890	BIG LAKE	04/13/1979	Active	32	4	5	-3.03%	32	7	3	Y	2	R	06/2025		
Exc Award (06/30/2021)																
35478	COPPER RIVER BASIN	04/28/1978	Active	39	4	1	8.33%	36	22	2	Y	9	N	12/2025		
14250	EAGLE RIVER	11/15/1962	Active	91	10	12	-2.15%	85	5	0	Y		N	12/2025	90+ Days	
Exc Award (06/30/2021, 06/30/2022, 06/30/2023)																
53291	EAGLE RIVER SLEEPING LADY MTN	06/08/1992	Active	47	5	5	0.00%	46	10	1	Y		N	12/2025		\$1,343.00
Exc Award (06/30/2016, 06/30/2021, 06/30/2022, 06/30/2023)																
53217	GIRDWOOD TURNAGAIN ARM	06/08/1992	Active	41	4	4	0.00%	40	8	2	Y	2	N	09/2025		\$100.00
Exc Award (06/30/2019)																
59711	HOUSTON	06/18/1997	Active	51	0	0	0.00%	50		4	Y	5		12/2025		
14253	JUNEAU	08/14/1944	Active	20	1	3	-9.09%	22	11	1	Y		N	12/2025		\$1,270.00
42656	JUNEAU MENDENHALL FLYING	05/23/1983	Active	17	0	0	0.00%	17		3	Y	8	R	08/2025		\$100.00
35554	KACHEMAK BAY L C	05/31/1978	Active	30	3	2	3.45%	29	1	0	Y		R	11/2025		



Club Health Assessment for District 49 A through December 2025

						Status				Membership					Reports				Finance		LCIF
						Times in Status Quo in Past 2 Years	Current Member Count **	YTD Members Added	YTD Members Dropped	YTD Net Growth% ***	Member Count 1 Year Ago	Dropped Members Avg.Length of Service	Months Since Membership Update	Current Officers Reported ****	Current President Repeated Term	VP Reported *****	Last Date Reported Service (mm/yyyy)	Account Balance	YTD Donations		
Club Number	Club Name	Charter Date																			
14254	KENAI	01/29/1966	Active	34	3	0	9.68%	38		2	Y		N	11/2025							
61312	KENAI PENINSULA RACING	12/03/1998	Active	77	23	40	-18.09%	94	3	5	Y	7		10/2025							
14255	KETCHIKAN	09/06/1944	Active	14	1	1	0.00%	14	8	1	Y	5		03/2025							
14257	KODIAK	05/30/1964	Active	56	4	10	-9.68%	60	12	0	Y		N	12/2025			\$1,760.00				
14260	MOUNTAIN VIEW	09/22/1958	Active	34	0	0	0.00%	31		3	Y		N	10/2025			\$9,920.00				
Exc Award (06/30/2022)																					
14258	PALMER	12/04/1962	Active	70	2	1	1.45%	65	9	4	Y		N	09/2025			\$2,000.00				
Exc Award (06/30/2022)																					
154270	Palmer Alumni	06/14/2023	Active	29	2	1	3.57%	27	2	2	Y	3	N	10/2025			\$50.00				
14266	SOLDOTNA	11/09/1967	Active	35	3	1	6.06%	31	14	4	Y	2	N	11/2025			\$120.00				
Exc Award (06/30/2024, 06/30/2025)																					
14267	SPENARD	11/20/1950	Active	31	1	1	0.00%	31	5	0	Y	2	N	12/2025	90+ Days		\$3,000.00				
125507	Sutton Racing	07/28/2015	Active	11	4	0	57.14%	7		5	Y	3		05/2025							
148804	Valdez Motor Sports	11/11/2021	Active	38	0	0	0.00%	29		8	Y	5	R	12/2025							
61082	WILLOW	08/18/1998	Active	34	7	4	9.68%	30	8	0	Y		N	12/2025							
Current Total Clubs Count	YTD New Clubs Count	YTD Cancelled Clubs Count	YTD Net Club Gain	Current Total Members Count	YTD Add	YTD Drop	YTD Net Growth %	Member Count 12 Months Ago	Average Member Count Per Club	% of Clubs with less than 20 members	% No Officer Report in 12 Months	% of Clubs with balance 90+ days	Number of Clubs in Status Quo	% Status Quo Clubs in Financial Suspension	Number of Cancelled Clubs	Average Cancelled Club Age	Members Lost Due to Cancellation	% of Clubs Cancelled for Non-Financial Reasons			
32	0	0	0	1,087	94	115	-21	-1.90%	1,068	34	31%	0%	9%	0	0%	0	0	0%			

* - P - Priority Club. Cancellation Reasons: 1-Objectives/conduct, 2-Non-active club, 5-Non-existing club, 6-Disbanding, 7-Merger, 8-Financial Suspension, 9-District/Multiple District Dues.

** Red denotes below 15 active members.

*** Red denotes 20% + loss.

**** Y - all 3 (President, Secretary, Treasurer) club officers reported, N - not all 3 reported.

***** Abbreviation: N-New, IP-Immediate Past, R-Repeat.




Club Health Assessment for District 49 B through December 2025

			Status	Membership					Reports				Finance		LCIF	
Club Number	Club Name	Charter Date	Times in Status Quo in Past 2 Years	Current Member Count **	YTD Members Added	YTD Members Dropped	YTD Net Growth% ***	Member Count 1 Year Ago	Dropped Members Avg.Length of Service	Months Since Membership Update	Current Officers Reported ****	Current President Repeated Term	VP Reported *****	Last Date Reported Service (mm/yyyy)	Account Balance	YTD Donations
Clubs less than two years old																
191106	Northern Lights Badger	12/23/2025	Newly Chartered	22	22	0	100.00%	0		0	Y					
Clubs more than two years old																
14272	ANDERSON CLEAR	09/07/1962	Active	27	0	0	0.00%	27		15	Y	6		10/2025		
14273	BARROW	04/12/1966	Active	19	3	6	-13.64%	22	2	0	Y		R	10/2025		
14274	BERING SEA	01/06/1961	Active	37	0	0	0.00%	38		6	Y	2		04/2012		
14278	DELTA	08/19/1958	Active	20	0	6	-23.08%	25	4	2	Y	8	N	10/2025		
147230	Delta Interior Racing Association	12/30/2021	Active	25	0	2	-7.41%	28	2	5	Y	4	R	07/2025	90+ Days	
56703	FAIRBANKS ARCTIC	03/24/1995	Active	25	0	0	0.00%	26		2	N	None		02/2023		
36055	FAIRBANKS CHEECHAKO	09/19/1978	Active(1)	26	3	3	0.00%	26	10	0	Y	2		08/2017		
48098	FAIRBANKS CHOICE	02/05/1988	Active(1)	29	6	10	-12.12%	25	6	0	Y	3	N	11/2025		\$50.00
40513	FAIRBANKS CURLING	11/02/1981	Active	30	1	1	0.00%	30	3	2	Y	9	R	05/2019	90+ Days	
36574	FAIRBANKS GOLDSTREAM VALLEY	02/06/1979	Active	65	3	0	4.84%	59		0	Y	4	R	11/2025		
14280	FAIRBANKS HOST	07/12/1944	Active	34	1	0	3.03%	33		3	Y		N	09/2025		\$370.00
57496	FAIRBANKS MOTORCYCLE RACING	11/28/1995	Active	10	0	0	0.00%	38		6	Y	10	R	06/2019		
106748	FAIRBANKS OFFROAD	10/22/2009	Active	25	4	4	0.00%	27	8	0	Y	17	R	12/2025		\$1,000.00
41337	FAIRBANKS RACING	05/07/1982	Active	27	0	0	0.00%	27		3	Y	17	R	06/2019		
57497	FAIRBANKS SNOWMOBILE FUN	11/28/1995	Active	54	16	0	42.11%	57		1	Y		N	11/2025		
14285	FOX	11/17/1969	Active	43	2	2	0.00%	40	14	2	Y	2	N	12/2025		
14288	HEALY VALLEY L C	11/10/1968	Active	30	0	1	-3.23%	31	38	4	Y	3	R	12/2025		\$10.00
77726	INTERIOR BASEBALL	11/28/2003	Active	24	1	3	-7.69%	25	4	1	Y		R	10/2025	90+ Days	\$13,615.00
14290	KOTZEBUE	11/10/1965	Active	30	0	1	-3.23%	32	33	3	Y	11	R	06/2025		
52448	NORTH POLE	01/27/1992	Active	32	3	2	3.23%	31	6	0	Y	2		10/2025		
Exc Award (06/30/2018, 06/30/2023)																
51408	TOK	03/13/1991	Active	25	0	0	0.00%	25		44	Y	14		01/2017		



Club Health Assessment for District 49 B through December 2025

<div>Club NumberClub NameCharter Date</div>						Status		Membership					Reports				Finance		LCIF
						Times in Status Quo in Past 2 Years	Current Member Count **	YTD Members Added	YTD Members Dropped	YTD Net Growth***	Member Count 1 Year Ago	Dropped Members Avg.Length of Service	Months Since Membership Update	Current Officers Reported ****	Current President Repeated Term	VP Reported *****	Last Date Reported Service (mm/yyyy)	Account Balance	YTD Donations
Current Total Clubs Count	YTD New Clubs Count	YTD Cancelled Clubs Count	YTD Net Club Gain	Current Total Members Count	YTD Add	YTD Drop	YTD Net Growth	Member Count 12 Months Ago	Average Member Count Per Club	% of Clubs with less than 20 members	% No Officer Report in 12 Months	% of Clubs with balance 90+ days	Number of Clubs in Status Quo	% Status Quo Clubs in Financial Suspension	Number of Cancelled Clubs	Average Cancelled Club Age	Members Lost Due to Cancellation	% of Clubs Cancelled for Non-Financial Reasons	
22	1	0	1	659	65	41	24	3.78%	672	30	9%	0%	14%	0	0%	0	0	0	0%

* - P - Priority Club. Cancellation Reasons: 1-Objectives/conduct, 2-Non-active club, 5-Non-existing club, 6-Disbanding, 7-Merger, 8-Financial Suspension, 9-District/Multiple District Dues.

** Red denotes below 15 active members.

*** Red denotes 20% + loss.

**** Y - all 3 (President, Secretary, Treasurer) club officers reported, N - not all 3 reported.

***** Abbreviation: N-New, IP-Immediate Past, R-Repeat.



Club Health Assessment for District 50 through December 2025

			Status	Membership						Reports				Finance	LCIF	
Club Number	Club Name	Charter Date	Times in Status Quo in Past 2 Years	Current Member Count **	YTD Members Added	YTD Members Dropped	YTD Net Growth% ***	Member Count 1 Year Ago	Dropped Members Avg.Length of Service	Months Since Membership Update	Current Officers Reported ****	Current President Repeated Term	VP Reported *****	Last Date Reported Service (mm/yyyy)	Account Balance	YTD Donations
Clubs less than two years old																
182705	Hawaii Mililani Leaders4Life	06/12/2025	Active	23	0	0	0.00%	0		5	Y	2		07/2025		
182733	Honolulu Healthy Cyber Leo	06/11/2025	Active	28	0	0	0.00%	0		2	N	2		08/2025		
180383	Honolulu Kina Ole	02/17/2025	Active	25	0	2	-7.41%	0	11	5	Y		N	12/2025		\$501.00
Exc Award (06/30/2025)																
182005	Honolulu Roosevelt	06/14/2025	Active	33	4	2	6.45%	0	0	2	Y			10/2025		
182684	Kona Healthy	06/13/2025	Active	32	10	4	23.08%	0	1	0	Y	2	R	12/2025		\$40.00
Clubs more than two years old																
14309	AKAKA FALLS	07/01/1963	Active	45	6	3	7.14%	44	0	0	Y		R	12/2025		\$2,250.00
Exc Award (06/30/2017, 06/30/2024)																
14311	EAST KAUAI	05/18/1938	Active	24	1	5	-14.29%	29	5	0	Y		N	11/2025		
Exc Award (06/30/2016)																
14312	EWA BEACH	04/22/1965	Active	16	2	0	14.29%	15		5	Y	3	R	12/2025		\$105.00
14313	HALEAKALA	01/11/1949	Active	17	0	0	0.00%	17		6	Y	2	N	09/2025		\$220.00
Exc Award (06/30/2019)																
14314	HAMAKUA	07/28/1934	Active	23	2	0	9.52%	25		5	Y		N	11/2025	90+ Days	
138346	Hawaii Cyber	05/29/2019	Active	16	2	2	0.00%	17	6	0	Y	2	N	12/2025		
150908	Hawaii Filipino	06/01/2022	Active(2)	12	0	0	0.00%	12		0	Y	2	R	11/2025		\$45.00
14315	HILO	03/24/1932	Active	42	7	5	5.00%	36	2	3	Y		R	07/2025	90+ Days	\$100.00
14317	HILO CRESCENT CITY	05/21/1956	Active	24	0	0	0.00%	22		5	Y	2		11/2025		\$20.00
Exc Award (06/30/2023)																
148906	Hilo Hawaii Lions Unlimited	11/12/2021	Active	17	0	0	0.00%	7		6	Y	5	R	12/2025		\$155.00
Exc Award (06/30/2022, 06/30/2025)																
14318	HILO WAIAKEA	05/02/1950	Active	34	0	1	-2.86%	32	9	1	Y	2		12/2025		\$317.00
Exc Award (06/30/2021, 06/30/2022)																
14325	HONOLULU	09/30/1926	Active	30	1	0	3.45%	32		2	Y		IP	10/2025		\$1,000.00
Exc Award (06/30/2016)																
14320	HONOLULU ALA MOANA	03/02/1965	Active	21	1	0	5.00%	20		2	Y	4	R	10/2025		
63181	HONOLULU ALOHA PONO	05/19/2000	Active	30	2	0	7.14%	20		1	Y	8	R	07/2025		\$40.00



Club Health Assessment for District 50 through December 2025

			Status	Membership						Reports				Finance	LCIF	
Club Number	Club Name	Charter Date	Times in Status Quo in Past 2 Years	Current Member Count **	YTD Members Added	YTD Members Dropped	YTD Net Growth% ***	Member Count 1 Year Ago	Dropped Members Avg.Length of Service	Months Since Membership Update	Current Officers Reported ****	Current President Repeated Term	VP Reported *****	Last Date Reported Service (mm/yyyy)	Account Balance	YTD Donations
14321	HONOLULU CHINATOWN	03/07/1973	Active	34	0	1	-2.86%	36	11	0	Y	2	N	12/2025		\$2,572.50
	Exc Award (06/30/2016, 06/30/2018, 06/30/2023)															
153946	Honolulu Cyber Veterans Golf	06/23/2023	Active	21	0	0	0.00%	16		6	N	4		02/2025		\$420.00
14324	HONOLULU HAWAII KAI	04/17/1973	Active	65	14	7	12.07%	62	2	1	Y	2	N	12/2025		\$1,219.00
	Exc Award (06/30/2018, 06/30/2019, 06/30/2021, 06/30/2024)															
47779	HONOLULU HIBISCUS	10/19/1987	Active(1)	9	0	0	0.00%	10		9	Y	2	R	09/2024		
14327	HONOLULU KALAKAUA	02/21/1951	Active(1)	14	0	0	0.00%	14		6	Y			02/2025		\$100.00
14329	HONOLULU KAMEHAMEHA	08/31/1948	Active	34	0	2	-5.56%	33	11	3	Y	2	R	06/2025		\$1,554.00
14330	HONOLULU KAPAHULU MOILIILI	01/03/1957	Active	30	1	0	3.45%	25		4	Y		N	04/2025		\$25.00
	Exc Award (06/30/2018)															
14331	HONOLULU KOKO HEAD	04/22/1947	Active	52	1	0	1.96%	45		0	Y	2	N	07/2025		\$551.00
	Exc Award (06/30/2018, 06/30/2019, 06/30/2020, 06/30/2022, 06/30/2023, 06/30/2024, 06/30/2025)															
14333	HONOLULU MOANALUA	08/29/1961	Active	24	0	1	-4.00%	23	11	2	Y	2		11/2025		\$100.00
14334	HONOLULU PALOLO	04/14/1953	Active(1)	15	3	0	25.00%	12		3	Y		N	12/2025		\$45.00
57032	HONOLULU WAIKIKI 2000	06/06/1995	Active	24	0	0	0.00%	26		6	Y	2	R	11/2025		\$22.00
	Exc Award (06/30/2018, 06/30/2019)															
14338	KAHALUU L C	11/18/1965	Active	24	1	0	4.35%	23		2	Y	2	N	12/2025		\$645.00
14339	KAHULUI	04/23/1953	Active	19	0	0	0.00%	20		6	Y	4	R	09/2025		\$120.00
	Exc Award (06/30/2023)															
14341	KAILUA KONA	02/05/1970	Active(1)	21	1	1	0.00%	20	15	0	Y		N	11/2025		
14342	KALAUPAPA	04/03/1948	Active	8	0	4	-33.33%	13	12	0	N	7	R	09/2024		
14343	KANEOHE	05/03/1949	Active	21	4	1	16.67%	18	4	3	Y		N	10/2025	90+ Days	\$140.00
	Exc Award (06/30/2024)															
14344	KAPAA	04/01/1955	Active	11	2	1	10.00%	11	0	1	Y	3	R	07/2025	90+ Days	
77761	KAPOLEI CITY	10/31/2003	Active	29	2	6	-12.12%	34	8	0	Y			12/2025		\$320.00
	Exc Award (06/30/2023)															
126957	Kauai	02/29/2016	Active	41	2	2	0.00%	42	8	2	Y		N	10/2025		
41482	KAUAI NORTH SHORE L C	06/14/1982	Active	38	1	3	-5.00%	43	25	0	Y	5		12/2025		\$1,000.00




Club Health Assessment for District 50 through December 2025

			Status	Membership						Reports				Finance	LCIF	
Club Number	Club Name	Charter Date	Times in Status Quo in Past 2 Years	Current Member Count **	YTD Members Added	YTD Members Dropped	YTD Net Growth% ***	Member Count 1 Year Ago	Dropped Members Avg.Length of Service	Months Since Membership Update	Current Officers Reported ****	Current President Repeated Term	VP Reported *****	Last Date Reported Service (mm/yyyy)	Account Balance	YTD Donations
14347	KOLOA	02/19/1958	Active	13	1	0	8.33%	13		3	Y	20	R	11/2025	90+ Days	
14348	KONA	06/19/1934	Active	61	5	15	-14.08%	68	7	0	Y			11/2025		\$1,395.00
141749	Koolauloa Moku	06/22/2020	Active	7	0	0	0.00%	9		7	Y			01/2025		
14350	KOOLAUPOKO	02/13/1941	Active	3	0	0	0.00%	3		23	Y	18		07/2025		
62333	KUHIO	09/02/1999	Active	11	0	0	0.00%	12		7	Y	14	R	08/2024		
150191	Lahaina Mauna Kahalawai	05/04/2022	Active	16	0	2	-11.11%	19	5	0	Y	3	R	10/2024		
14351	LANAI CITY	11/01/1937	Active	17	1	0	6.25%	19		3	Y	4	R	09/2025		
14352	LEEWARD OAHU	12/05/1938	Active	25	0	2	-7.41%	27	19	5	Y	4	R	12/2025		\$253.00
106056	MANA LOA NIMITZ	07/06/2009	Active	26	5	0	23.81%	34		3	Y		N	12/2025		\$200.00
Exc Award (06/03/2021, 06/30/2018, 06/30/2020, 06/30/2022, 06/30/2023)																
14337	MANOA	01/29/1951	Active	44	1	4	-6.38%	50	9	0	Y		R	12/2025		\$2,262.00
Exc Award (06/30/2018, 06/30/2021, 06/30/2023, 06/30/2025)																
14356	MILILANI	01/13/1971	Active	40	2	2	0.00%	47	38	0	Y		N	12/2025	90+ Days	\$269.00
Exc Award (06/30/2016, 06/30/2018, 06/30/2025)																
14357	MOLOKAI	01/10/1939	Active	8	0	0	0.00%	8		9	Y	9	R	09/2024		
14358	PALI	03/15/1962	Active	30	1	5	-11.76%	36	3	0	Y		N	12/2025		\$20.00
14359	PEARL CITY	03/17/1965	Active	55	5	2	5.77%	49	3	0	Y	2	N	09/2024		\$140.00
Exc Award (06/30/2016, 06/30/2018, 06/30/2019, 06/30/2022)																
14362	WAHIAWA	01/04/1940	Active	34	1	1	0.00%	38	3	0	Y	4	R	12/2025		
Exc Award (06/30/2018)																
14364	WAIANAE	03/03/1953	Status Quo(1)	3	1	0	50.00%	1		0	Y	3		10/2024	90+ Days	
84987	WAIKOLOA	03/07/2005	Active	21	3	2	5.00%	20	5	1	Y		N	12/2025		\$2,439.00
Exc Award (06/30/2023)																
14366	WAIMEA	01/17/1955	Active	10	1	1	0.00%	11	9	3	Y	2	R	08/2025		\$50.00
14367	WEST KAUAI	11/15/1937	Active	31	1	8	-18.42%	36	2	0	Y		N	12/2025		\$640.00
Exc Award (06/30/2025)																



Club Health Assessment for District 50 through December 2025

			Status	Membership					Reports				Finance	LCIF		
Club Number	Club Name	Charter Date	Times in Status Quo in Past 2 Years	Current Member Count **	YTD Members Added	YTD Members Dropped	YTD Net Growth% ***	Member Count 1 Year Ago	Dropped Members Avg.Length of Service	Months Since Membership Update	Current Officers Reported ****	Current President Repeated Term	VP Reported *****	Last Date Reported Service (mm/yyyy)	Account Balance	YTD Donations

Clubs Cancelled Previous Fiscal Year – Clubs Cancelled within last 12 months may be reinstated

Club Number	Club Name	Charter Date	Current Status*	Cancellation Date
14323	HONOLULU DIAMOND HEAD	04/26/1965	Cancelled(6*)	07/29/2024
63202	OAHU CENTRAL	05/18/2000	Cancelled(6*)	09/29/2024

Current Total Clubs Count	YTD New Clubs Count	YTD Cancelled Clubs Count	YTD Net Club Gain	Current Total Members Count	YTD Add	YTD Drop	YTD Net Growth	YTD Net Growth %	Member Count 12 Months Ago	Average Member Count Per Club	% of Clubs with less than 20 members	% No Officer Report in 12 Months	% of Clubs with balance 90+ days	Number of Clubs in Status Quo	% Status Quo Clubs in Financial Suspension	Number of Cancelled Clubs	Average Cancelled Club Age	Members Lost Due to Cancellation	% of Clubs Cancelled for Non-Financial Reasons
58	0	0	0	1,481	98	97	1	0.07%	1,354	26	34%	0%	14%	1	100%	0	0	0	0%

* - P - Priority Club. Cancellation Reasons: 1-Objectives/conduct, 2-Non-active club, 5-Non-existing club, 6-Disbanding, 7-Merger, 8-Financial Suspension, 9-District/Multiple District Dues.
** Red denotes below 15 active members.
*** Red denotes 20% + loss.
**** Y - all 3 (President, Secretary, Treasurer) club officers reported, N - not all 3 reported.
***** Abbreviation: N-New, IP-Immediate Past, R-Repeat.